

Bycatch as a potential threat to harbour porpoises (*Phocoena phocoena*) in Polish Baltic waters

Krzysztof E. Skóra and Iwona Kuklik

Hel Marine Station, Institute of Oceanography, University of Gdansk, 84-150 Hel, P.O. Box 37, Poland

ABSTRACT

Sixty-two verified reports obtained in the years 1990-1999 on the bycatch, strandings and sightings of harbour porpoises in the Polish Baltic were analysed in this study. In relative terms the highest number of reports (22) was noted in Puck Bay. Forty-five (72.6%) reports referred to specimens from bycatch, 10 (16.1%) were individuals observed at sea, and 7 (11.3%) were stranded. A large proportion (42.2%) of the bycatch occurred in the fishing grounds of Puck Bay. Forty carcasses of harbour porpoises were obtained for further analysis. Most of the bycatch took place from December to April with a maximum in March. In the rest of the year there were 1 to 3 bycaught animals reported per month with no cases of bycatch in June. Taking into account data on fishing effort collected for the study area it appears that by far the greatest threat to harbour porpoises is posed by nets used for salmonids. Among all the bycaught animals, most (40.0%) perished in salmon semi-drift nets. A considerable number of the harbour porpoises perished in bottom set nets for cod (33.3%) while only a single bycatch event was reported from herring trawl nets. To assess the danger from different fishing gear and to determine the areas where the threats are the highest, direct observation of the fisheries was conducted. In the course of boat inspections various types of fishing gear were identified and geographical positions of 1,069 nets were marked. The majority (92%) consisted of semi-drift nets for sea trout and salmon. Relatively low rates of bycatch were reported from bottom set nets, which had a density over 20 times less than that of surface salmon nets in the area in the autumn months. The density and distribution of both types of nets in the surveyed area was comparable during autumn and winter, when the majority of bycaught animals in bottom set nets were reported.

Skóra, K.E. and Kuklik, I. 2003. Bycatch as a potential threat to harbour porpoises (*Phocoena phocoena*) in Polish Baltic waters. *NAMMCO Sci. Publ.* 5:303-315.

INTRODUCTION

The harbour porpoise (*Phocoena phocoena*) is the only cetacean species inhabiting the Baltic Sea (Japha 1908, Aquayo 1978, Kowalski and Pucek 1984). Nowadays the harbour porpoise is a species subject to stringent protection in Poland according to international (ASCOBANS

- Agreement on the Conservation of Small Cetaceans on the Baltic and North Seas and HELCOM - Helsinki Commission) and domestic regulations; it also features in Poland's *Red Data Book* (Głowaciński 1992).

In the past the harbour porpoise was regularly hunted in the Baltic (Ropelewski 1952). In the

eighteenth and nineteenth centuries porpoise hunters formed their own guilds. They were especially prosperous in Denmark, where the configuration of bays and straits made it possible to entrap the animals in the shallows and cut off their route of escape with nets (Kinze 1995). The inhabitants of the southern coast of the Baltic were also involved in the hunting of harbour porpoises. In a privilege dated 17 July 1378, in which Winrych von Klipprode, Grand Master of the Teutonic Order, granted municipal rights to the town of Hel (on the Gulf of Gdansk), there is mention of its inhabitants being required to pay a yearly tax on the harbour porpoises caught by each of the fishing boats (Ropelewski 1952).

The harbour porpoise was still considered abundant in the Baltic at the beginning of the twentieth century. Although few records are available, the harbour porpoise was considered as a regular visitor of coastal waters of Latvia (Greve 1910, Schweder 1909), Estonia (Greve 1910), and inhabited coastal waters as far east as the Gulf of Finland (Koschinski 2002) and Gulf of Bothnia (Koschinski 2002). Braun (1905) states that harbour porpoises were caught in salmon nets used by small boats in the Gdansk Bay region beginning in early spring.

In the same period in Poland harbour porpoises were regarded as pests, being harmful to fish stocks and damaging nets (Ropelewski 1954). In the early 1920s a bounty scheme was introduced and fishermen were given 2, and later 5 *zlotys* per dead individual. Nevertheless there is no evidence of a directed catch of harbour porpoises at that time, but it is clear that many animals drowned in fishing nets. Fishing statistics from the Gulf of Gdansk area demonstrate that hundreds of animals were bycaught each year until the end of 1930s (Ropelewski 1952). It appears that harbour porpoises were relatively abundant in the area. Based on an interview with J. Budzisz, the oldest fisherman from the town of Hel, we know that harbour porpoises were bycaught quite often in the Gulf of Gdansk during World War II. He remembers that up to 6 animals were bycaught in salmon nets during a one-day fishing trip on the fishing grounds east of Hel. Since the late 1940s harbour porpoise relative abundance has

declined in Polish waters for unknown reasons (Ropelewski 1952, Pucek and Raczyński 1983, Skóra *et al.* 1988) as well as in other areas in the Baltic region, including Swedish (Koschinski 2002), Danish (Clausen and Andersen 1988) and Finnish (Koschinski 2002) waters. The bycatch of porpoises in Poland as well as sightings and strandings became very rare. The first scientifically documented observation after the 1940s came from Gdansk area, where one specimen was stranded in 1950 after a few years with no reports at all (Ropelewski 1954).

The first abundance survey of porpoise population in the Baltic was conducted in 1995 in the south-western part of the sea (excluding Polish territorial waters). The estimated abundance for the area surveyed was 599 ($cv=0.57$) (Berggren 1995). Visual and passive acoustic surveys conducted in Polish waters in 2001 have confirmed the scarcity of harbour porpoise in the surveyed area. Despite large effort, the surveys resulted in insufficient data for calculation of abundance estimates (Berggren *et al.* MS 2002). In view of the latest genetic and morphological studies, suggestive of the separation of the Baltic harbour porpoises population from neighbouring populations (Tiedemann *et al.* 1996, Andersen *et al.* 1997, Borjesson and Berggren 1997, Huggenberger *et al.* 2002), it is likely that any take from such a small stock is unsustainable given the increasing threats in its natural habitat.

The aim of this study is to present recent observations of harbour porpoises in the Polish Baltic, to compare those to historical information, and to evaluate the dangers posed to them by fishing activities.

MATERIAL AND METHODS

The material examined consists of data collected in the years 1990-1999, as well as historical data. The reports on the observation of harbour porpoises were gathered in as a result of a widespread information campaign on the subject of harbour porpoises and Baltic dolphins, involving a yearly distribution of leaflets directly to fishermen, maritime offices, and tourist centres situated on the Polish coast. All dead harbour

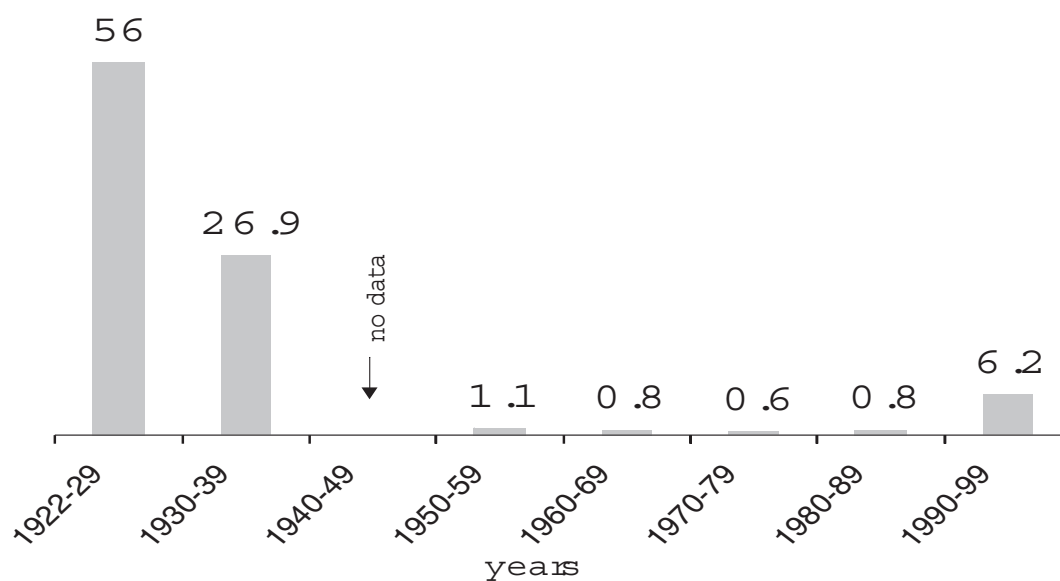


Fig. 1. Annual average number of harbour porpoises reported bycaught, stranded and sighted in Polish Baltic waters in consecutive decades. For the period before 1940, data are derived solely from fishery catch statistics and concern only bycaught porpoises (Ropelewski 1952, 1957, Skóra *et al.* 1988, Skóra 1991, 1992), while the post-1940 data also include strandings and sightings.

porpoises, whether caught in nets or found on the shore, were brought to the Hel Marine Station of Gdansk University, where they were measured, weighed, and afterwards subjected to autopsy including tissue sampling for further biological, parasitological and toxicological research. The material analysed originated exclusively from Polish maritime areas.

In order to assess the relative degree of danger from different fishing gear, as well as to determine the areas where porpoises are subject to the highest threat, we observed fishing operations directly. Information was collected on the number, distribution, and types of nets set in the fishing grounds, for comparison with the occurrence of bycatch of the animals in question. Boat inspections were conducted in the Gulf of Gdansk area. The above method is considered the most effective in the case of small-boat coastal fishery, which is practised in this area.

The location of nets was established by means of the satellite navigation system (DGPS) connected to a computer, on which detailed information on the type of fishing gear encountered was recorded. In this way a database was established, which allowed for a prompt establishment of the prevalent type of gear, as well as mapping its distribution. This information provides a basis for an assessment of the reasons behind the bycatch of harbour porpoises in the area.

The reference area for the data assembled was Puck Bay, characterised by the highest reported level of bycatch. The cruises were conducted in the years 1998 and 1999. Two periods were chosen for the survey with typical seasonal distribution of nets in this area. In the first year of research the inspections were carried out in the autumn, between September 16 and 20, and on November 16 on a salmon fishery. Weather conditions rendered it impossible to continue the research in the autumn months. In 1999, 12 local inspections of the distribution of fishing gear were conducted in the summer months, between May 26 and September 3 when there is no salmon fishery in the area.

RESULTS

In total 62 verified reports were obtained on bycatch, strandings or sightings of harbour porpoises in the Polish Baltic. In view of its small area Puck Bay was the place from which in relative terms the highest number of reports (22) was received. The number of reports on bycatch, sightings and strandings of harbour porpoises in Polish coastal waters has increased in recent decades from an average of 1 individual per year in the period 1950-1989 to 6.2 in the period 1990-99 (Fig. 1).

Of the 62 reports collected, 45 (72.6%) concerned dead specimens from fishing bycatch-

Table 1. Biological information and location of harbour porpoises bycaught, stranded or sighted in Polish waters during 1990-1999. For bycaught animals, the type of fishing gear is also indicated. Geographical subregions are shown on Fig. 2. Types of nets: SDN=semi-drift net; BSGC=bottom set gillnet for cod; BSGO=bottom set gillnet for other fish; HG=herring gillnet; HTN=herring trawl net; OS=other set net.

Catalogue No.	Date	Sex	Length (cm)	Weight (kg)	Location	Category of report	Type of net
3	27.01.1990	F	128	39.7	Puck Bay	bycatch	SDN
6	???.07.1990	-	-	-	Gulf of Gdansk	stranding	
7	15.09.1990	-	120	-	western coast	stranding	
8	28.02.1991	-	-	-	central coast	stranding	
-	???.02.1991	-	-	-	central coast	bycatch	OS
9	05.05.1991	F	125	32.7	Gulf of Gdansk	bycatch	SDN
10	26.03.1991	F	122	33.8	Gulf of Gdansk	bycatch	SDN
11	03.04.1991	M	118	33.2	western coast	bycatch	BSGO
12	12.11.1991	-	150	-	Puck Bay	bycatch	BSGO
13	13.12.1991	M	126	43.5	Puck Bay	bycatch	SDN
14	22.12.1991	F	131	38.8	east coast	bycatch	BSGC
15	07.01.1992	M	129	44.8	western coast	bycatch	BSGO
16	29.01.1992	M	131	38.4	central coast	bycatch	BSGC
-	???.03.1992	-	-	-	western coast	bycatch	BSGO
17	02.09.1992	-	-	-	Puck Bay	sighting	
18	???.03.1992	-	-	-	Gulf of Gdansk	bycatch	OS
-	22.03.1992	-	-	-	western coast	bycatch	OS
20	20.03.1993	F	128	48	western coast	bycatch	BSGO
21	17.02.1993	M	129	38.2	Puck Bay	bycatch	BSGC
22	01.07.1993	F	115	16.8	central coast	bycatch	BSGO
23	02.08.1993	M	124	31.1	Puck Bay	bycatch	SDN
24	23.12.1993	M	111	27.7	Puck Bay	bycatch	SDN
-	26.12.1993	-	-	-	Puck Bay	bycatch	SDN
25	29.12.1993	M	141	35.5	Puck Bay	bycatch	SDN
26	29.12.1993	-	-	-	Puck Bay	sighting	
27	29.12.1993	-	-	-	Gulf of Gdansk	sighting	
28	20.01.1994	F	127	30.5	central coast	bycatch	BSGC
29	26.01.1994	F	147	50.5	Puck Bay	bycatch	SDN
31	???.04.1994	M	120	30	western coast	bycatch	HG
32	29.07.1994	-	-	-	Gulf of Gdansk	sighting	
34	18.02.1995	F	124	39.5	Puck Bay	bycatch	SDN
35	20.02.1995	F	130	35	Puck Bay	bycatch	SDN
36	08.03.1995	F	160	56	Gulf of Gdansk	bycatch	SDN
37	11.07.1995	-	120	-	central coast	stranding	
39	16.07.1995	-	-	-	central coast	sighting	
40	13.08.1995	-	-	-	Gulf of Gdansk	sighting	
41	05.09.1995	-	-	-	central coast	sighting	
42	13.10.1995	F	165	57	central coast	bycatch	HTN
-	???.11.1995	-	-	-	western coast	sighting	
43	28.12.1995	F	167	68	Puck Bay	bycatch	SDN
44	17.03.1996	F	130	35	central coast	bycatch	BSGC
45	19.03.1996	M	127	38	central coast	bycatch	BSGC
46	21.03.1996	M	153	44	Puck Bay	bycatch	SDN
47	26.03.1996	M	135	36	central coast	bycatch	BSGC
48	28.03.1996	F	132	35	Gulf of Gdansk	bycatch	SDN
49	02.04.1996	M	146	45	Puck Bay	bycatch	SDN
50	16.04.1996	M	151	48	central coast	bycatch	BSGC
-	21.04.1996	-	-	-	Gulf of Gdansk	sighting	
51	27.04.1996	M	143	37	central coast	bycatch	BSGC
52	09.07.1996	-	180	-	Puck Bay	stranding	
53	22.07.1996	M	130	26.3	Puck Bay	bycatch	SDN
54	25.07.1996	M	120	25.1	central coast	bycatch	BSGO
-	???.08.1997	-	-	-	western coast	stranding	
55	11.09.1997	F	105	21	central coast	stranding	
56	19.09.1997	M	110	25	east coast	bycatch	BSGC
57	01.12.1997	F	117	21.3	Gulf of Gdansk	bycatch	SDN
58	06.01.1998	F	114	30	Puck Bay	bycatch	BSGC
59	09.01.1998	M	155.5	55	Puck Bay	bycatch	BSGC
60	03.11.1998	M	134	33	central coast	bycatch	BSGC
-	11.02.1999	?	?	?	central coast	sighting	
61	09.11.1999	M	127	30	central coast	bycatch	BSGC
62	09.12.1999	M	149	40	Puck Bay	bycatch	BSGC

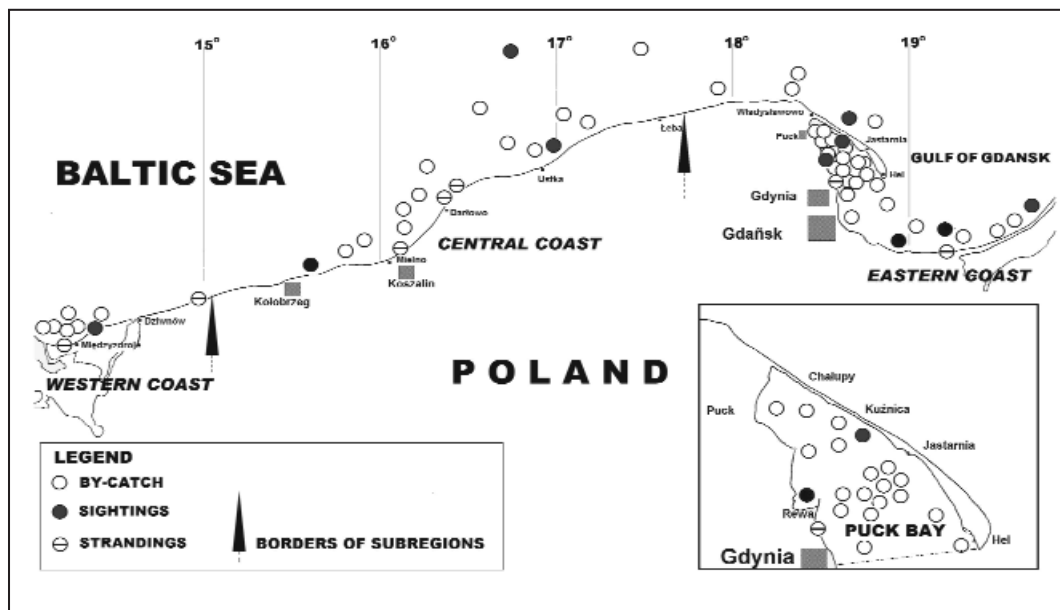


Fig. 2. Locations of sightings, bycatches and strandings of harbour porpoises on the Polish coast in the years 1990-1999. Geographical subregions of the coastal waters are according to Polish Sea Fishery Inspections.

es, 10 (16.1%) concerned harbour porpoises observed at sea, and 7 (11.3%) concerned animals found dead on the shore (Fig. 2). Only once (on 26 December 1993) did fishermen succeed in saving a harbour porpoise which had become entangled in salmon nets. A large proportion of the bycatch (19 cases, 42.2%) occurred in the fishing areas of Puck Bay.

Forty dead harbour porpoises were obtained from the bycatch for examination. The length of the specimens examined varied from 111 cm to 167 cm, and the weight from 20.8 kg to 67.0

kg (Table 1). The length of the largest stranded animal (180 cm) was estimated by a person who found the incomplete carcass on the beach.

Most bycatches occurred from December to April with a maximum (11 individuals) in March. In other seasons 1 to 3 animals were reported bycaught per month, except in June when no bycatch occurred (Fig. 3).

Of all the dead animals found in the nets, most (40%) perished in drift nets used for fishing salmonids such as sea trout (*Salmo trutta*),

Fig. 3. Seasonal variation in by-catch rates in relation to the total number of all reports on harbour porpoise occurrence in Polish Baltic waters (including bycatch, strandings and sightings) during 1990-1999, and closed seasons for different fish species in Polish Baltic fishery (in arrows: >4M – closed season outside the zone of 4 nautical miles, <4M – inside the coastal zone of 4 nautical miles).

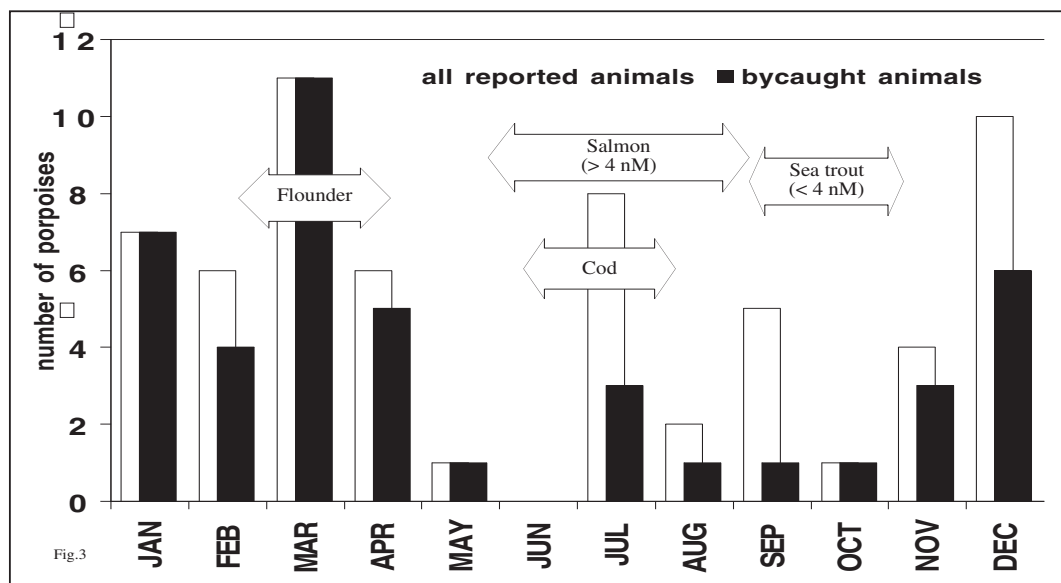


Table 2. Bycatches of harbour porpoises in various kinds of fishing nets during 1990-1999.

Year	Total amount of bycaught animals	Type of nets					
		Semi-drift nets (salmon)	Bottom set gillnets		Herring gillnets	Herring trawl nets	Other set nets
			Cod	Others			
1990	1	1					
1991	7	3	1	2			1
1992	5	1		2			2
1993	7	4	1	2			
1994	3	1	1		1		
1995	5	4				1	
1996	10	4	5	1			
1997	2	1	1				
1998	3	3					
1999	2	2					
Total	45	18	15	7	1	1	3
%	100	40.0	33.3	15.5	2.2	2.2	6.8

salmon (*Salmo salar*) and rainbow trout (*Onchorynchus mykiss*) (Table 2). Drift nets are drifting surface nets, with a mesh size (lumen) of 157 mm. This type of net is used differently in the Gulf of Gdansk (including Puck Bay) and in the open sea. In the Gulf they are set singly (35-70 m long) with one end anchored (so called "semi-drift nets"). In the open sea they are laid out in sets of up to several kilometres in length. Bycatch in salmon nets was reported only from Puck Bay and coastal waters of the Gulf of Gdansk in the artisanal fishery.

Set nets are also dangerous for these animals. These are laid out on the sea bed, and anchored at both ends. A considerable part of the harbour porpoises perished in cod (*Gadus morhua*) nets (33.3%) and flounder (*Platichthys flesus*) and

pike-perch (*Sander lucioperca*) nets (15.5%). Harbour porpoises rarely became entangled in trawl nets. In this study, only one harbour porpoise was entangled in a herring trawl net (Table 2).

During boat inspections various types of fishing gear were identified and 1,069 geographical positions where fishing had occurred were recorded. Most of these (988) were semi drift surface nets for salmonids (Table 3).

Both in 1998 and 1999, when net surveys were conducted, no bycatches of harbour porpoises in salmon nets were recorded, and the relatively high number of reports involved exclusively bottom set cod nets (5, thereof 3 in Puck Bay). In comparison, the density of cod nets in the

Table 3. Number of fishing nets and long lines laid out in Puck Bay according to a special observation scheme in 1998 and 1999.

Type of fishing gear	Autumn (1998)	Summer (1999)
Salmon semi-drift nets	988	2
Bottom gill nets	53	34
Long lines	5	26
Fyke and trap nets	22	78
Total:	1,069	140

Table 4. Historical and contemporary data on the numbers of harbour porpoise in Polish Baltic waters (data prior to 1940 comes from the Gulf of Gdansk, the Polish fleet operating area at that time). For the years 1922-1939 data on bycatches are from fishery statistics; for 1940-1989 occasional data on bycatches, sightings and strandings; for 1990-99 data on bycatches, sightings and strandings collected as a result of information campaign.

Years	Number	Data source
1922-29	over 448	Ropelewski (1952, 1957)
1930-39	over 269	Ropelewski (1952, 1957)
1940-49	no data	no data
1950-59	11	Ropelewski (1952, 1957)
1960-69	8	Skóra <i>et al</i> (1988)
1970-79	6	Skóra <i>et al</i> (1988)
1980-89	8	Skóra <i>et al</i> (1988), Skóra (1991, 1992)
1990-99	62	Skóra (1991, 1992), Skóra, Kuklik (unpubl. data)

study area was, in the autumn months, over 20 times lower than that of surface nets (Table 3).

DISCUSSION

According to an abundance estimate based on a survey in 1994, the waters of Kattegat are inhabited by 36,046 ($cv=0.34$) harbour porpoises, and the Danish and German Bights by some 6,000 harbour porpoises: 5,262 ($cv=0.25$) in Great Belt and 588 ($cv=0.48$) in Little Belt and Kiel Bight (Hammond *et al.* 2002). The total abundance for the North Sea and adjacent waters (except the Baltic Sea) was 341,366 (cv 0.14). A survey conducted in 1995, covering the German and Swedish waters of the Baltic proper within the currently known distribution range of porpoises, resulted in an abundance estimate of 599 ($cv=0.57$) individuals (Berggren 1995). Thus, the available estimates from the Baltic (although limited in scope and coverage) indicate an extremely low density of harbour porpoises compared to areas nearby. Despite the high numbers in the North Sea and adjacent waters (Hammond *et al.* 2002), the harbour porpoise has been recognised as a species for which EU Member States are required to take protective action in EU waters (Annex II and IV, Council Directive 92/43/EEC).

The Baltic harbour porpoise deserves particular attention (both in terms of research and protection), since according to recent findings (Tiedemann *et al.* 1996) it appears to be a rem-

nant of a genetically separate population. However research into the structure of this population is greatly hampered because of the difficulties in obtaining sufficient and representative material.

It is likely that the distribution of Baltic harbour porpoises is mostly confined to the southwestern part of the sea, while in the northeastern region of the Baltic their presence has been sporadically recorded (Pilats 1994).

Judging from the number of reports, the present abundance of harbour porpoises along the Polish coast appears to be considerably lower than in the years prior to 1939, when fishing statistics were maintained. Nevertheless, as the above research indicates, during 1990-1999 the number of reported bycatches, strandings and sightings of harbour porpoises increased in comparison with the period between the 1950s and 1980s. This, however, might not necessarily be a result of an increased abundance of harbour porpoises in this area, but could be due to a campaign to disseminate information about these animals with a view to obtain reports of their occurrence.

The coastal waters of the Gulf of Gdansk might have been inhabited by an abundant population of porpoises, as suggested by statistics from the 1920s and 1930s (Table 4). The fishing centres situated on Poland's tiny pre-war coastline (Fig. 5) yielded several times as many harbour por-

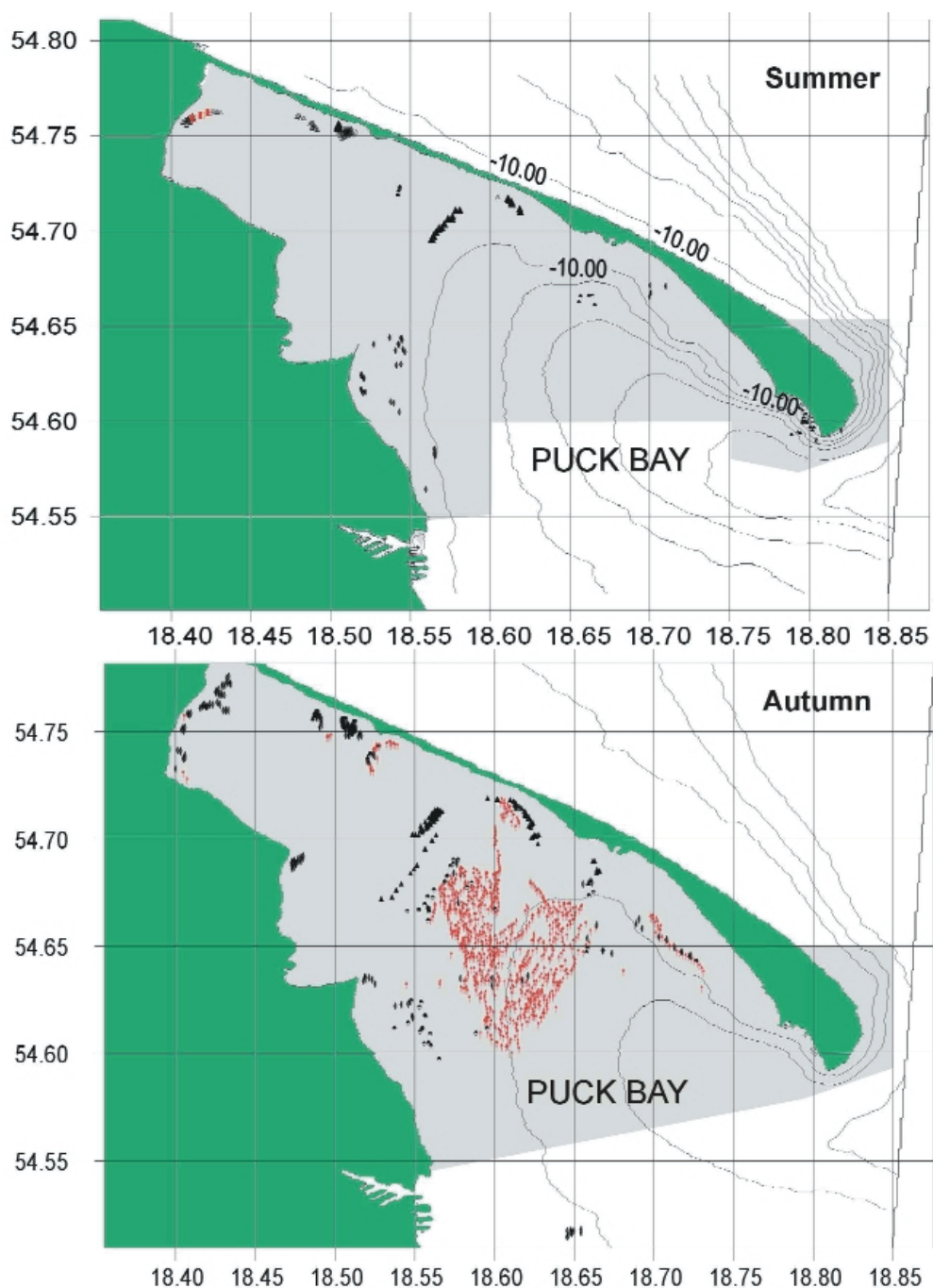
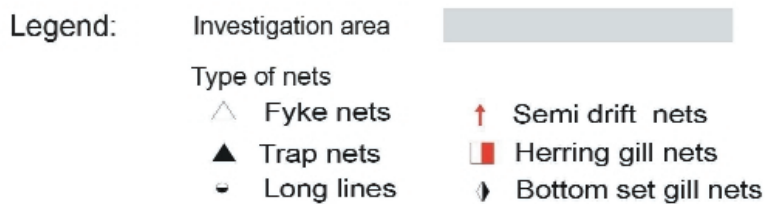


Fig. 4.
 Distribution of
 different types
 of fishing gear
 in Puck Bay in
 the autumn of
 1998 and the
 summer of
 1999.



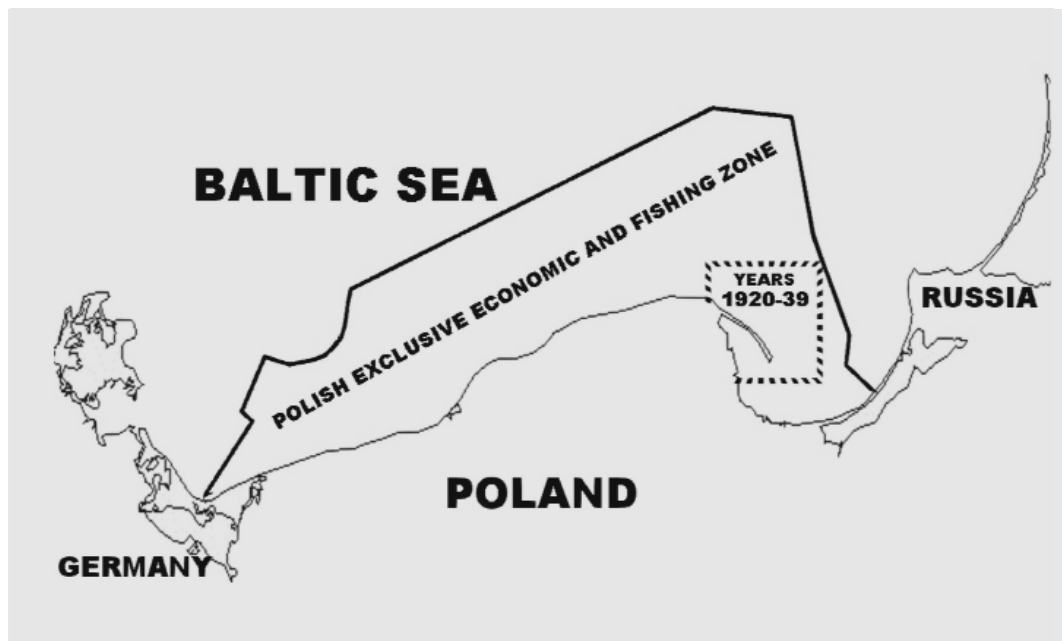


Fig. 5. Polish maritime areas in the years 1920-1939 (dashed line) and at present (solid line).

poises each year as are now observed, bycaught and stranded in the area of the entire Polish Baltic (Skóra *et al.* 1988).

It is a curious fact that at present harbour porpoises are being most frequently observed during winter and springtime. It had been assumed that most animals are found in the period April - July. Material collected in the years 1946-1965 (16 specimens), data on the migrations of harbour porpoises in Danish waters, as well as reports - then more frequent - of these animals occurring in the period April - July, made Wołk (1969) inclined to conclude that harbour porpoises are characterised by a constant seasonal migration pattern. Ropelewski (1957) on the other hand attributes seasonality in the frequency of harbour porpoise bycatch directly to the concurrent season for catching salmon. This conclusion now seems to be warranted, although it was made on the basis of very modest data (9 reports). Thanks to the accessibility and application of more reliable fishing techniques the fishing season now extends over the whole year, and the phenomenon of migration - assuming it exists - is somewhat easier to assess. These animals seem to appear in our waters on a seasonal basis, although 2 periods can be distinguished when at least the young ones visit coastal Polish Baltic in higher numbers: these are the cool period between December and April, and the warm

summer period between July and September (Fig. 3). The undesirable outcome of these visits is their bycatch (and high mortality), especially in the winter and spring seasons.

Of the known human-induced mortality factors, bycatch in fishing gear seems most important. Environmental pollution and accumulation of harmful substances in the tissues of these mammals does not seem to be a significant source of mortality in the Baltic. The analysis of contamination by heavy metals (mercury, cadmium, lead, silver, zinc, copper and manganese) in the liver, kidneys, muscles, lungs and heart shows levels in the tissues of harbour porpoises of the North Sea and Baltic comparable to results obtained from other areas of the Atlantic (Szefer *et al.* 1994, Szefer *et al.* 1995). However, the possibility of a detrimental effect of accumulation of PCB- and DDT-type compounds on the reproductive capabilities of harbour porpoises, as has been the case with the Baltic seals (Olsson 1992), should not be excluded. Such research, however, has not been conducted in the Polish Baltic. Due to the young age of most of the harbour porpoises bycaught, it was impossible to assess the reproductive capacity of sexually mature individuals.

This preliminary research seems to indicate that the Puck Bay, the main area of the harbour por-

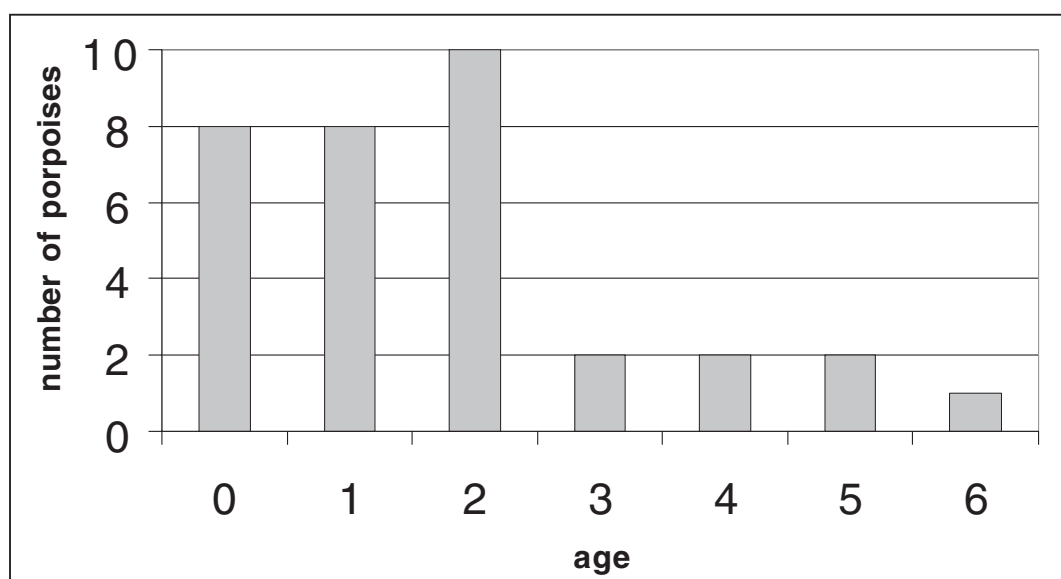


Fig. 6. Age distribution of harbour porpoises bycaught from 1990-1999.

poise bycatch, constitutes a feeding ground for young, immature harbour porpoises, principally 0-2 years of age (Fig. 6) (Kuklik, Lockyer unpublished data). This area, like those that surround it, may also be a breeding ground, a hypothesis which seems to be corroborated by pregnant and lactating females occurring in the bycatch, as well as a young specimen which was being milk-fed.

Age may be the factor that plays the crucial role in individuals being caught in fishing nets, as the young may not as yet have developed the skills of acoustic orientation and avoidance of such obstacles (Kinze MS 1990). A similarly young age distribution of harbour porpoises trapped in fishing nets has also been recorded in the German (Kock and Benke MS 1995) and the Swedish parts of the Baltic (Berggren 1994) as well as in Icelandic waters (Víkingsson *et al.* 2003). As in the Polish Baltic, set nets appear to be the most dangerous fishing gear in these areas.

Apparently there are no significant threats to the food base of harbour porpoises in Polish waters. The fish constituting the main components of their diet, herring (*Clupea harrengus*), sprat (*Sprattus sprattus*) and gobies (Gobiidae) (Malinga *et al.* MS 1997), are abundant in Polish waters (Anonymous 1998, Horackiewicz and Skóra 1996, 1998).

The widespread perception that bycatch is one of the most important anthropogenic factors resulting in the increased mortality of cetaceans seems to be valid in the Polish Baltic, where surface and bottom set nets are used in the coastal fishery. Surely, there are other factors which influence the mortality rate of these animals, but the fishery, with its present fishing methods, is a factor important enough to be recognised as a potential threat to the Baltic population in Polish waters.

The data presented here should be regarded as a minimum estimate of bycatch in Polish waters. The impact of bycatch mortality on the population cannot be evaluated since an abundance estimate is not available for the area. However, taking into account the scarcity of harbour porpoise in the Polish Baltic, observed bycatch may be considered as a serious threat for porpoises inhabiting this region. While the estimation of absolute abundance of porpoises is of highest priority in this respect, continued monitoring of bycatch rates and research on other, potentially dangerous factors such as boat traffic, acoustic disturbance, habitat degradation and pollution are also important for an assessment of the status of the population. Despite the lack of data on absolute abundance, stock structure and trends, the limited occurrence of porpoises in Polish waters is a matter for concern. It might

however be difficult, or even impossible, for scientists to acquire sufficient data needed for a reliable analysis in time to save the population from extinction.

There are plans to conduct a comparative study of the results obtained here and the statistics for fishing gears collected by maritime authorities. Further observational research and analysis of

statistical data will provide the base for the introduction of legal regulations pertaining to fishing strategy as seen in the context of protecting marine mammals. This will constitute an element in the implementation of the Agreement on the Conservation of Small Cetaceans on the Baltic and North Seas (ASCOBANS), which was ratified by Poland in 1995.

REFERENCES

- Aguayo, A.I. 1978. Smaller Cetaceans in the Baltic Sea. *Rep. int. Whal. Commn* 28:131-146.
- Anonymous 1998. Sector report of fisheries - Contribution to Baltic 21. IBSFC Baltic 21 Series 4/98:69
- Berggren, P. 1994. Bycatches of the harbour porpoise (*Phocoena phocoena*) in the Swedish Skagerrak, Kattegat and Baltic Seas in 1973-1993. *Rep. int. Whal. Commn* (Special Issue 15):211-215.
- Berggren, P. 1995. Draft summary report of the 1995 Baltic harbour porpoise survey. ASCOBANS/ADV.COM./2/DOC.7. Cambridge. 28 XI-1 XII.
- Berggren, P., Brown, S., Gillespie, D., Kuklik, I., Lewis, T., Matthews, J., McLanaghan, R., Moscrop, A. and Tragenza, N. (MS) 2002. Passive acoustic and visual survey of harbour porpoises (*Phocoena phocoena*) in Polish coastal waters confirms endangered status of Baltic population. 16 Annual ECS Conference, Liege, Belgium, 7-11 April 2002.
- Greve, K. 1909. Säugetiere Kur- Liv- Estlands. Riga, 183 pp.
- Hammond, P.S., Berggren, P., Benke, H., Borchers, D.L., Collet, A., Heide-Jørgensen, M.P., Heimlich, S., Hiby, A.R., Leopold, M.F. and Øien, N. 2002. Abundance of the harbour porpoise and other cetaceans in the North Sea and adjacent waters. *J. Appl. Ecol.* 39:361-376.
- HELCOM 1994. System of Coastal and Marine Baltic Sea Protected Areas - BSPA Recommendation 15/5, Helsinki Commission - Baltic Marine Environment Protection Commission, Helsinki Meeting 8-11 March 1994.
- Horackiewicz J. and Skóra K.E. 1998. A Seasonal pattern of occurrence of Gobiid fish (Gobiidae) in the Shallow littoral Zone (0-1 m Depth) of Puck Bay. *Oceanological Studies* 3:3-17.
- Horackiewicz J. and Skóra K.E. 1996. Occurrence of Gobiidae (Pisces) in the Polish coastal waters of the Baltic Sea. *Zoologica Poloniae* 41/S:179-188.
- Japha, A. 1908. Zusammenstellung der in der Ostsee bisher beobachteten Wale (Review of whale observations in the Baltic Sea). *Schriften der Physikalisch-ökonomischen Gesellschaft zu Königsberg in Pr.* 49:119- 89. (In German)

- Kinze, C.C. (MS) 1990. Cetacean mortality in passive fishing nets and traps in the Baltic Sea: A review. Paper SC/090/G25 presented to the IWC Symposium on Mortality of Cetacean in Passive Fishing Nets and Traps, La Jolla, California, Oct. 1990: 22pp.
- Kinze, C.C. 1995. Exploitation of harbour porpoises (*Phocoena phocoena*) in Danish waters: A historical review. *Rep. int. Whal. Commn* (Special Issue 16):141.153.
- Klinowska, M. 1991. *Dolphins, Porpoises and Whales of the World. The IUCN Red Data Book*. IUCN, Gland, Switzerland and Cambridge, U.K.
- Kock, K-H. and Benke, H. (MS) 1995. On the by-catch of Harbour Porpoise (*Phocoena phocoena*) in German Fisheries in the Baltic and North Sea. (report) ASCOBANS /ADV.COM/2/ DOC.1).
- Koschinski, S. 2002. Current knowledge on harbour porpoise (*Phocoena phocoena*) in the Baltic Sea. *Ophelia* 55:167-197.
- Kowalski, K. and Pucek, Z. 1984. Walenie - Cetacea. (Cetacean - Cetacea). In: Pucek Z. (ed). *Klucz do oznaczania ssaków Polski*. (Manual of Polish Mammals). PWN. Warszawa: 240- 255. (in Polish)
- Kuklik, I. and Skóra, K.E. 2001. Morświn (*Phocoena phocoena*). In: Głowaciński, Z. (ed). *Polska Czerwona Księga Zwierząt* (Polish Red Data Book of Animals). PWiRL. Warszawa: 82-84. (in Polish)
- Malinga, M., Kuklik, I. and Skóra, K.E. (MS) 1997. Food composition of harbour porpoises (*Phocoena phocoena*) by-caught in Polish waters of the Baltic Sea. In: Evans, P.G.H., Parsons, E.C.M. and Clark, S.L. (eds.) *Proceedings of the Eleventh Annual Conference of the European Cetacean Society*. Stralsund, Germany:144.
- Nowacki, J. 1993. Morfometria Zatoki (The morphometry of the Bay). In: Korzeniewski, K. (ed.); *Zatoka Pucka* (The Puck Bay). Instytut Oceanografii Uniwersytetu Gdańskiego, Gdańsk: 71-78. (in Polish)
- Olsson, M., Karlsson, B. and Ahnland, E. 1992. Seals and Seal Protection: A Presentation of a Swedish Research Project. *AMBIO* XXI/8.
- Pilats, V. 1994. Cukdelfins (Harbour porpoise). In: *Latvijas daba* (The Encyclopaedia of Latvia's nature). Vol. 1. Riga, Latvijas enciklopedija:197 (in Polish)
- Pucek, Z. and Raczyński, J. (eds.) 1983. *Atlas rozmieszczenia ssaków Polski* (Atlas of the distribution of mammals in Poland). PWN Warszawa, 161-165. (in Polish)
- Ropelewski, A. 1952. *Ssaki Bałtyku* (Mammals of the Baltic Sea). Zakł. Ochr. Przyrody. Kraków: 76. (in Polish)
- Ropelewski, A. 1954. O morświnach.(About the harbour porpoise) *Wszechświat*. 1:41-43. (in Polish)
- Ropelewski, A. 1957. Morświn jako przyłów w polskim rybołówstwie bałtyckim (The harbour porpoise as a bycatch in Polish Baltic fisheries). *Prace MIR w Gdyni*. 9, 427-437. (in Polish)

- Schweder, G. 1910. Zahnwale im Rigaer Meerbusen. In: *Korrespondenzbl. des Naturf.-Vereins zu Riga*, Bd.53: 43-50.
- Skóra, K.E., Pawliczka, I. and Klinowska, M. 1988. Observations of the Harbour Porpoise on the Polish Baltic Coast. *Aquatic Mammals* 14.3:113-119.
- Skóra, K.E. 1991. Notes on cetacea observed in the Polish Baltic Sea: 1979-1990. *Aquatic Mammals*, 17.2, 67-70.
- Skóra, K.E. 1992. Sea Mammals. In: *Studia i materiały PAN*. KBM:175-181.
- Szefer, P., Malinga, M., Skóra K. and Pempkowiak, J. 1994. Heavy metals in harbour porpoises from Puck Bay in the Baltic Sea. *Mar. Pollut. Bull.* 28:570-571.
- Szefer, P., Malinga, M., Czarnowski, W. and Skóra K.E. 1995. Toxic, essential and non-essential metals in harbour porpoises of the Polish Baltic Sea. In: Blix, A.S., Walløe, L. and Ulltang, Ø. (eds.); *Whales, seals, fish and man*. Elsevier Science B.V., Amsterdam, 617-622.
- Tiedemann, R., Harder, J., Gmeiner, C. and Haase, E. 1996. Mitochondrial DNA sequence patterns of harbour porpoises (*Phocoena phocoena*) from the North and the Baltic Sea. *Z. Säugetierkunde* 61:104-111.
- Víkingsson, G.A., Ólafsdóttir, D. and Sigurjónsson, J. 2003. Geographical and seasonal variation in the diet of harbour porpoises (*Phocoena phocoena*) in Icelandic waters. *NAMMCO Sci. Publ.* 5:243-270.
- Wołk, K. 1969. Migracyjny charakter bałtyckiej populacji morświna *Phocoena phocoena* (L.) (Migratory character of the Baltic population of harbour porpoise *Phocoena phocoena* (L.)). *Przegląd Zool.* XIII, 4:319-351. (in Polish)