




 **PLOS** | Article-Level Metrics

Damian Pattinson
(after Martin Fenner, Technical Lead, PLOS ALM Project)



The PLOS Article-Level Metrics project started in 2009 and tracks usage, citations and social web activity for all PLOS articles

Usage

PLOS Journals
(HTML, PDF, XML)

PubMed Central
(abstract, fulltext,
PDF, figures)

Citations

CrossRef

Scopus

Web of Science

PubMed Central

Social Web

Mendeley

CiteULike

Facebook

Twitter

Research Blogging

PLOS Comments

Wikipedia

Broad-Spectrum Antiviral Therapeutics

Article

Metrics

Related Content

Comments: 6

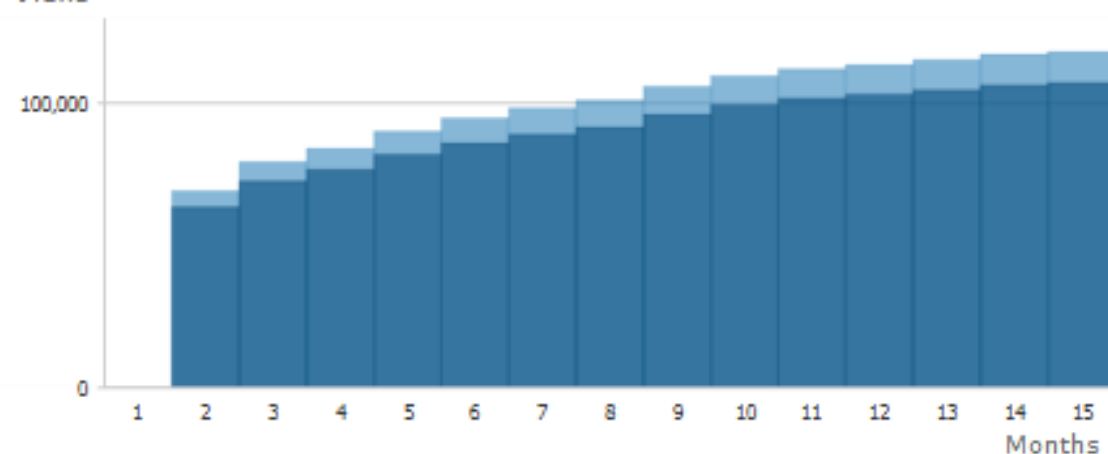
Article Usage ⓘ

Total Article Views

118,054Jul 27, 2011 (publication date)
through undefined NaN, NaN*



	HTML Page Views	PDF Downloads	XML Downloads	Totals
PLoS	94,576	12,475	137	107,188
PMC	8,451	2,415	n.a.	10,866
Totals	103,027	14,890	137	118,054

Cumulative Views








*Although we update our data on a daily basis, there may be a 48-hour delay before the most recent numbers are available. PMC data is posted on a monthly basis and will be made available once received.

Citations ⓘ

 SCOPUS	 crossref	 ISI Web of SCIENCE.	 Google scholar
4	6	5	Search

Social Networks ⓘ

 citeulike	 facebook	 MENDELEY	 twitter
13	2740	242	4

[Download: PDF](#) | [Citation](#) | [XML](#)
 EzReprint New & improved!

Metrics ⓘ

Total Article Views: **118,054**

Citations

[CrossRef \(6\)](#)

PubMed Central (0)

[Scopus \(4\)](#)[Web of Science® \(5\)](#)

Social Networks

[CiteULike \(13\)](#)

Facebook (2740)

[Twitter \(4\)](#)[Mendeley \(242\)](#)

More

Related Content

Related Subject Categories

[Biochemistry](#), [Biophysics](#), [Infectious Diseases](#), [Molecular Biology](#), [Physics](#), [Virology](#)

Related Articles on the Web

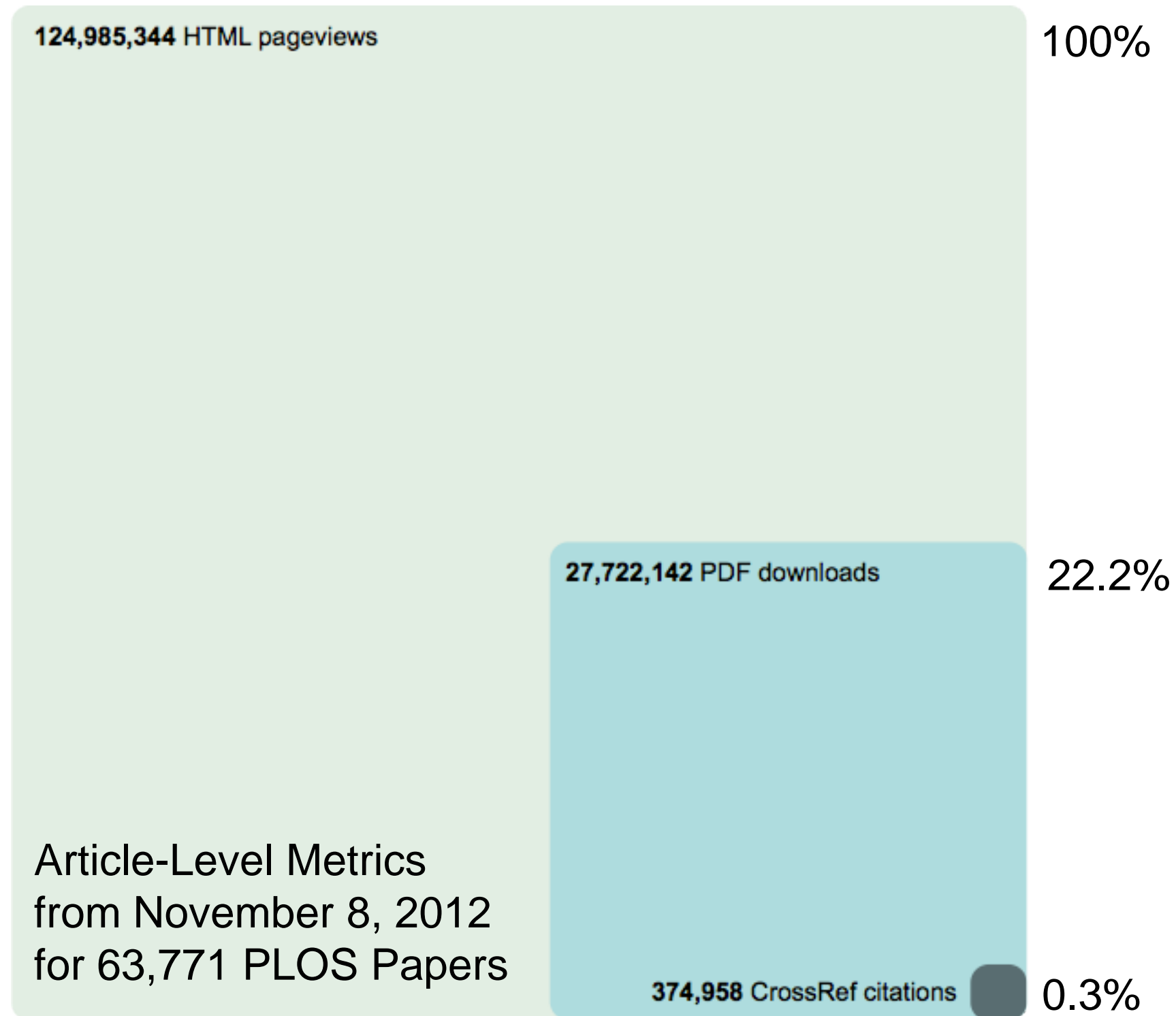
[Google Scholar](#)[PubMed](#)

More

Share this Article ⓘ

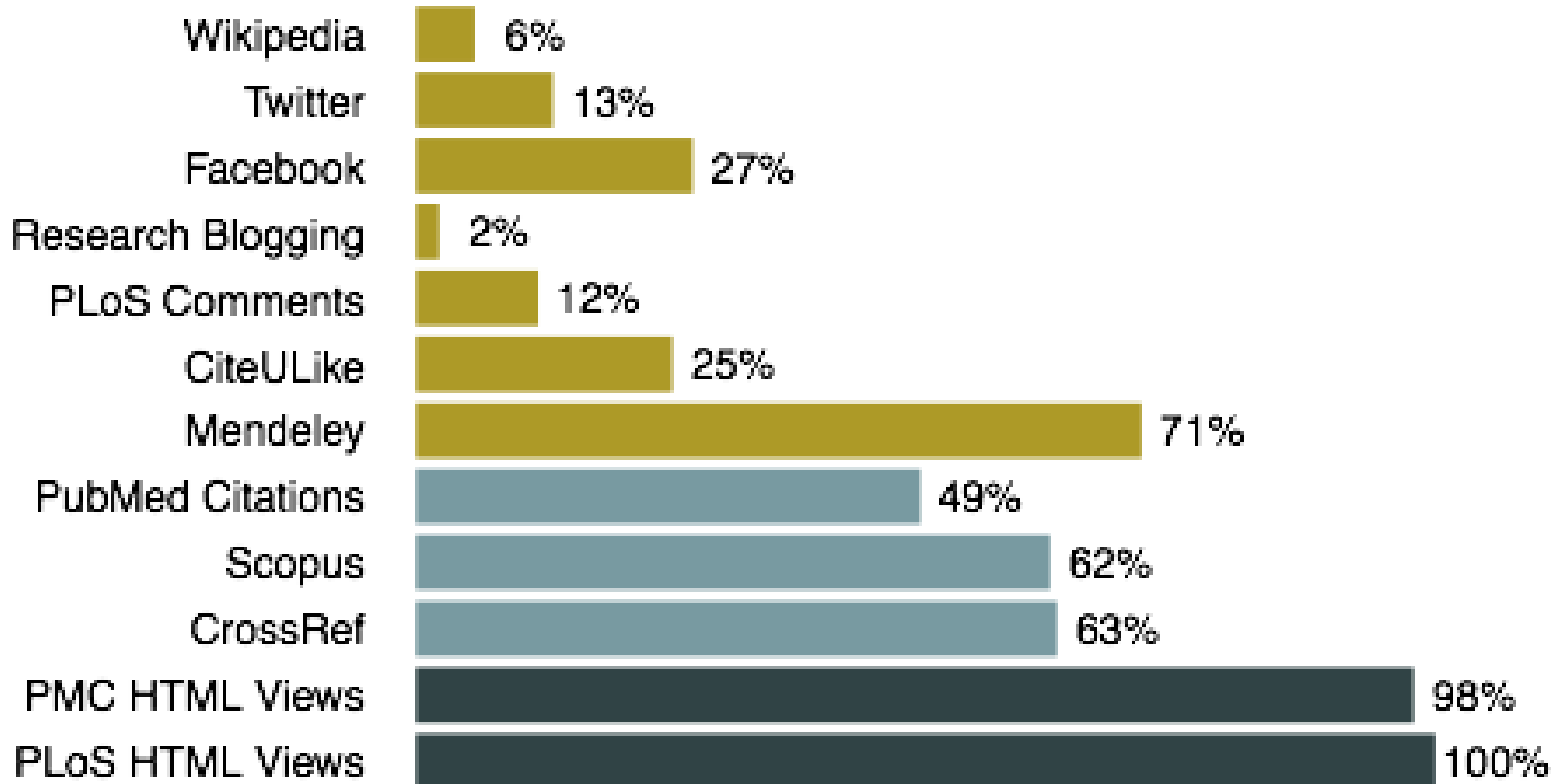

[Email this article](#)

Citations are only a small fraction of how a paper is reused



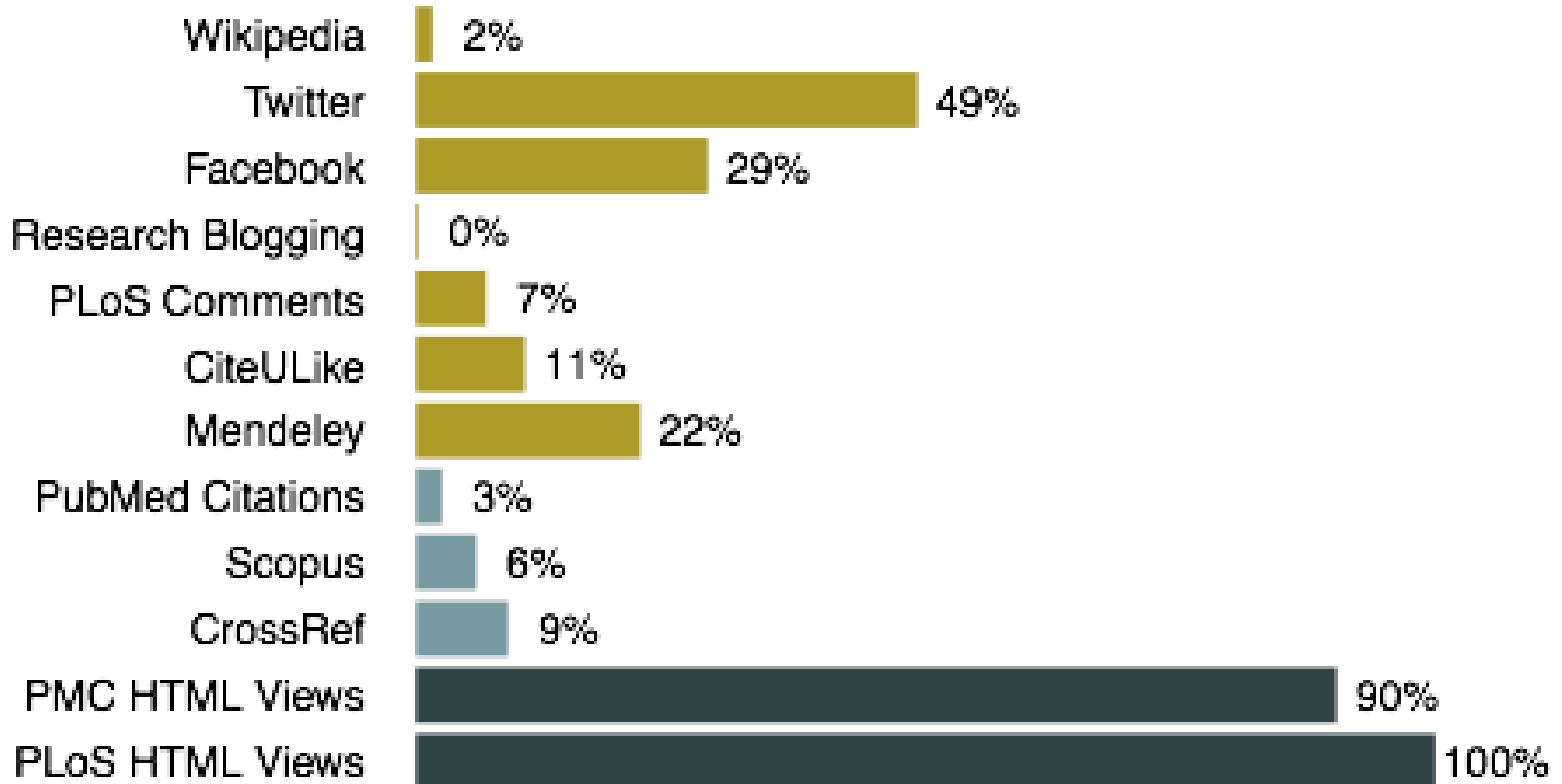
Proportion of articles covered by source

Metrics for 63,771 PLoS journal articles published until November 8, 2012.



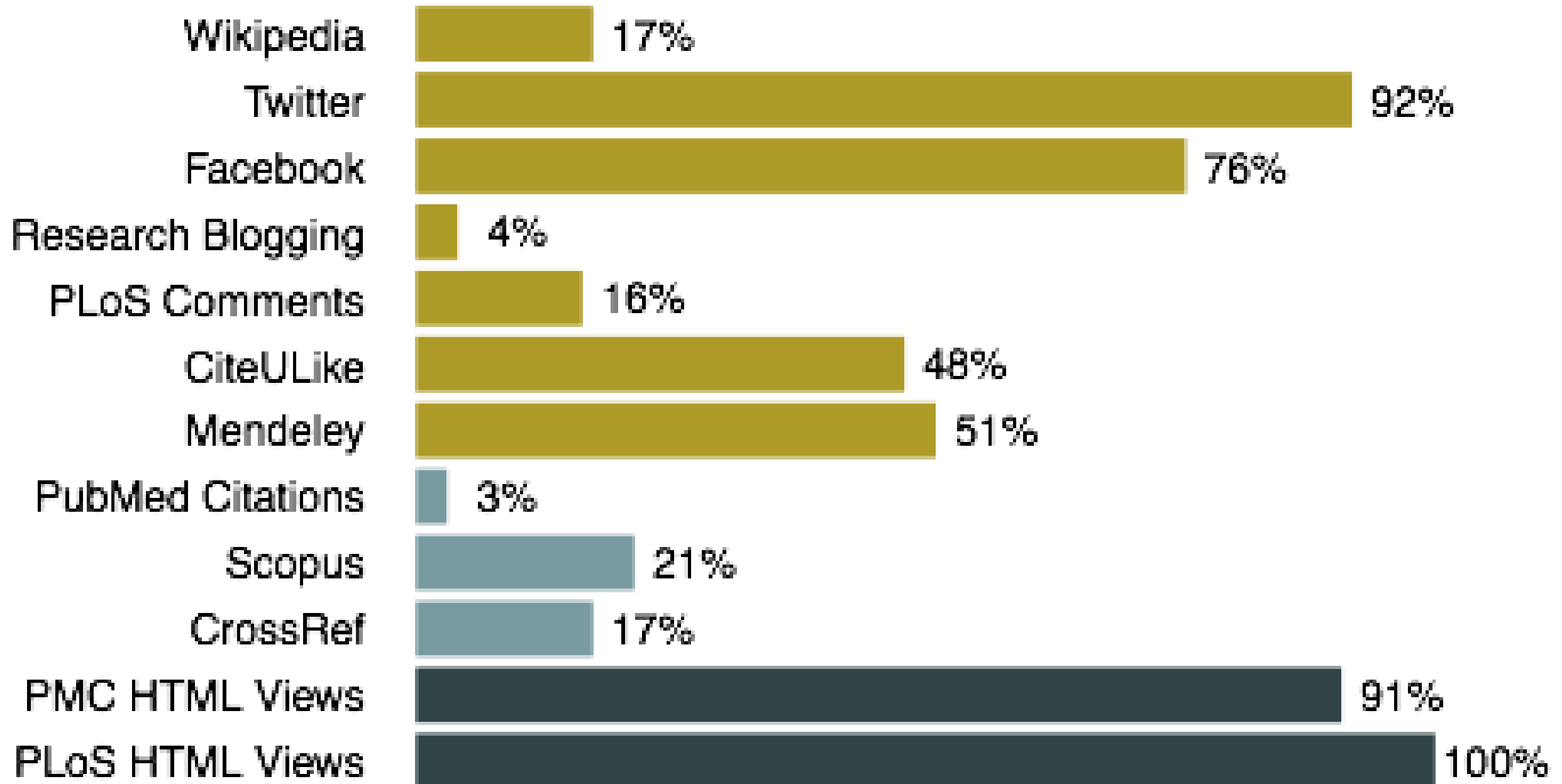
Proportion of articles covered by source

Metrics for 13,739 PLoS journal articles published May 8 – November 8, 2012.



Proportion of articles covered by source

Metrics for 98 PLoS Biology articles published May 8 – November 8, 2012.





http://www.flickr.com/photos/sin_agua/2403878538/

Data-driven stories about the post-publication reception of a paper

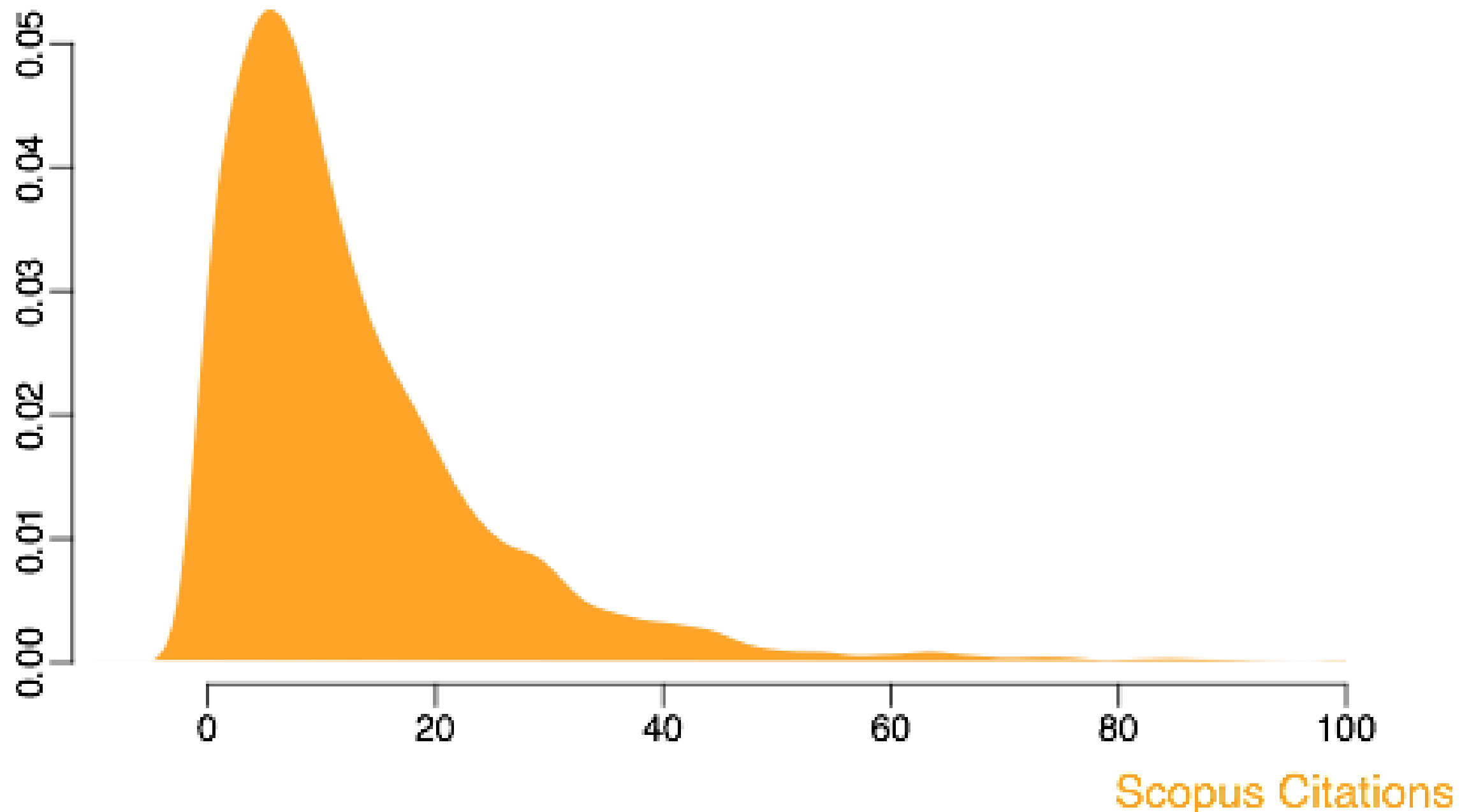
Business intelligence for your journal, university or funder

Evaluation of the impact of research and researchers

Many PLOS ONE Papers are Highly Cited

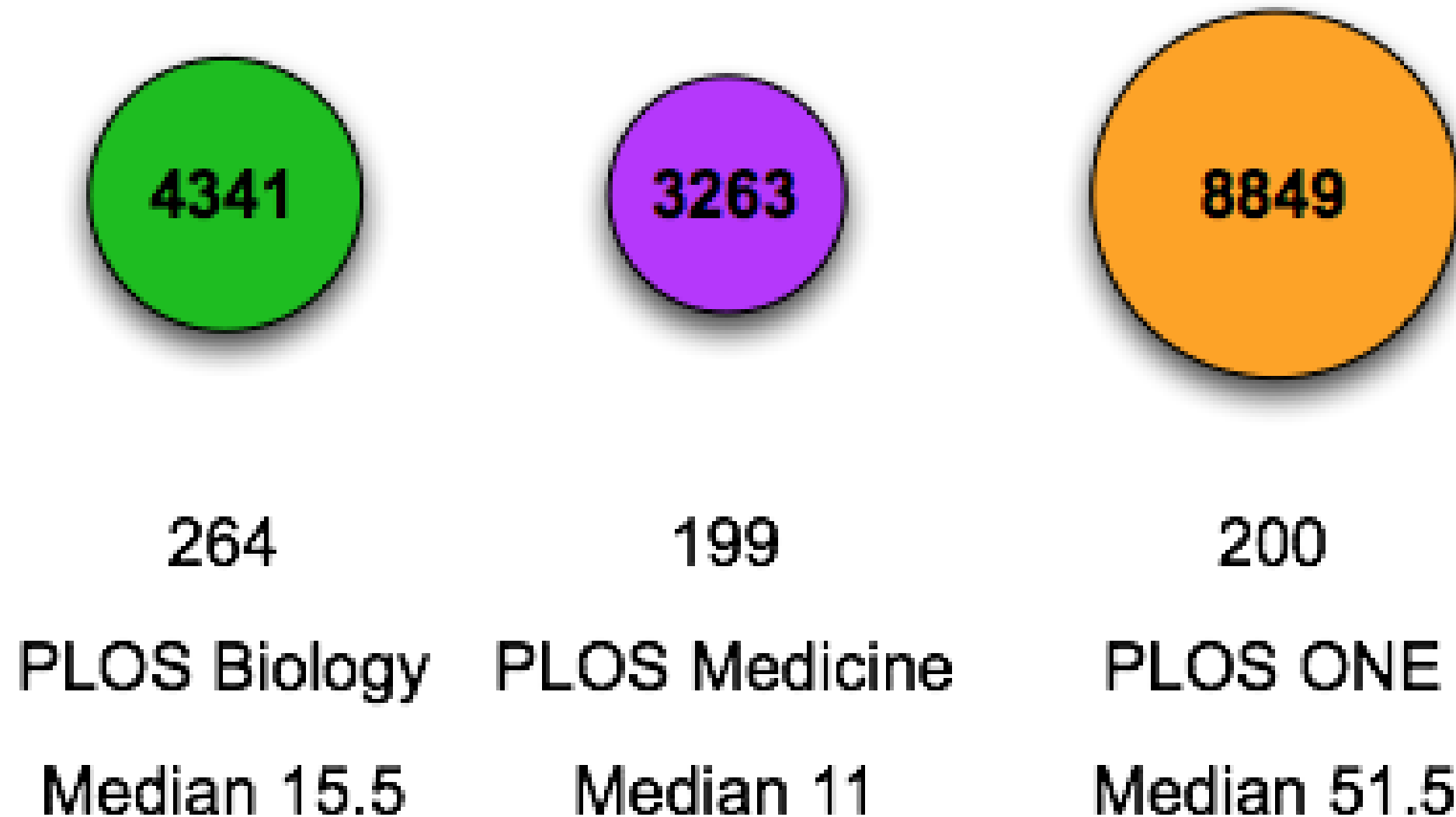
Number of Scopus citations for all 4405 PLoS ONE papers published in 2009. Data collected November 8, 2012. Median is 9 citations, 10% of papers have at least 29 citations.

Probability



PLOS ONE is not a second-tier journal

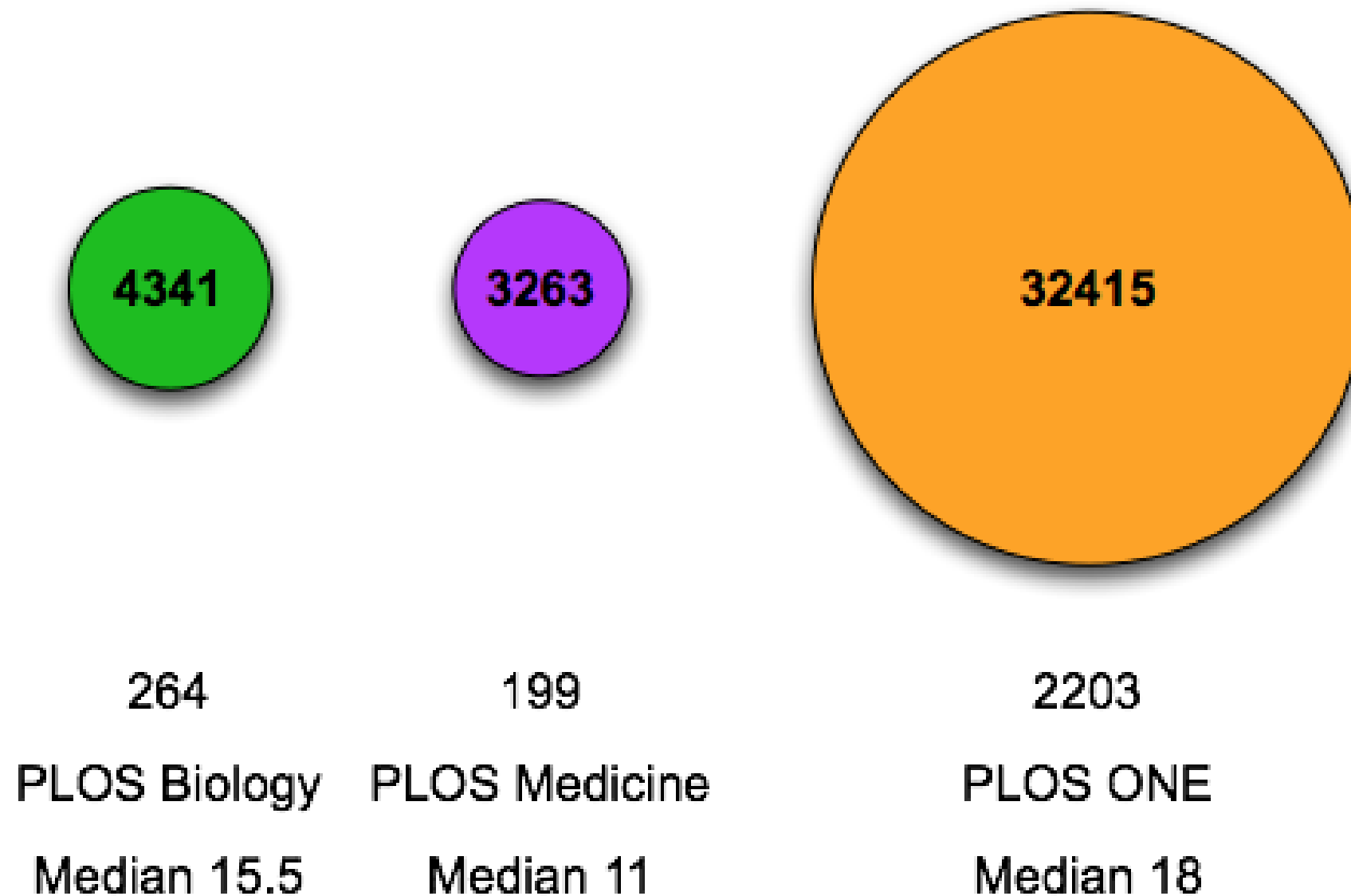
Combined Scopus citation counts for all PLOS Biology and PLOS Medicine articles published in 2009, as well as top 200 PLOS ONE articles in 2009



Citation counts collected November 8, 2012

PLOS ONE is not a second-tier journal

Combined Scopus citation counts for all PLOS Biology and PLOS Medicine articles published in 2009, and top 50% PLOS ONE articles in 2009



Citation counts collected November 8, 2012

PLOS ONE 2009
4405 Articles



no Scopus
289 Articles



no CrossRef/Pubmed
80 Articles



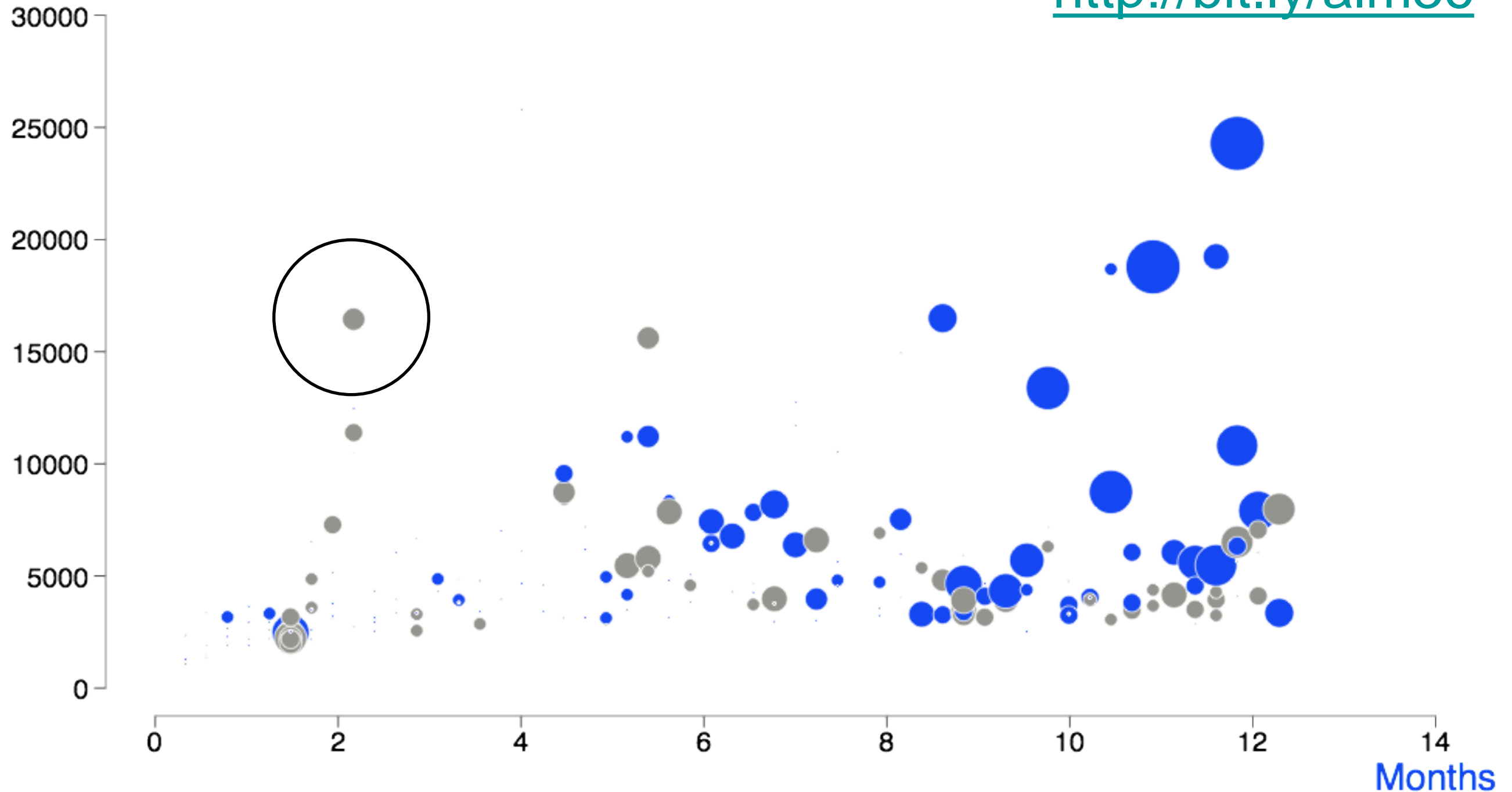
no Mendeley
5 Articles

PLOS Medicine Articles August 2011 to August 2012

Combined HTML views and PDF downloads (PLOS website) for articles published between 08/16/11 and 08/15/12. Bubble size correlates with Scopus citations, bubble color with article type. Data collected 08/24/12.

Total Views

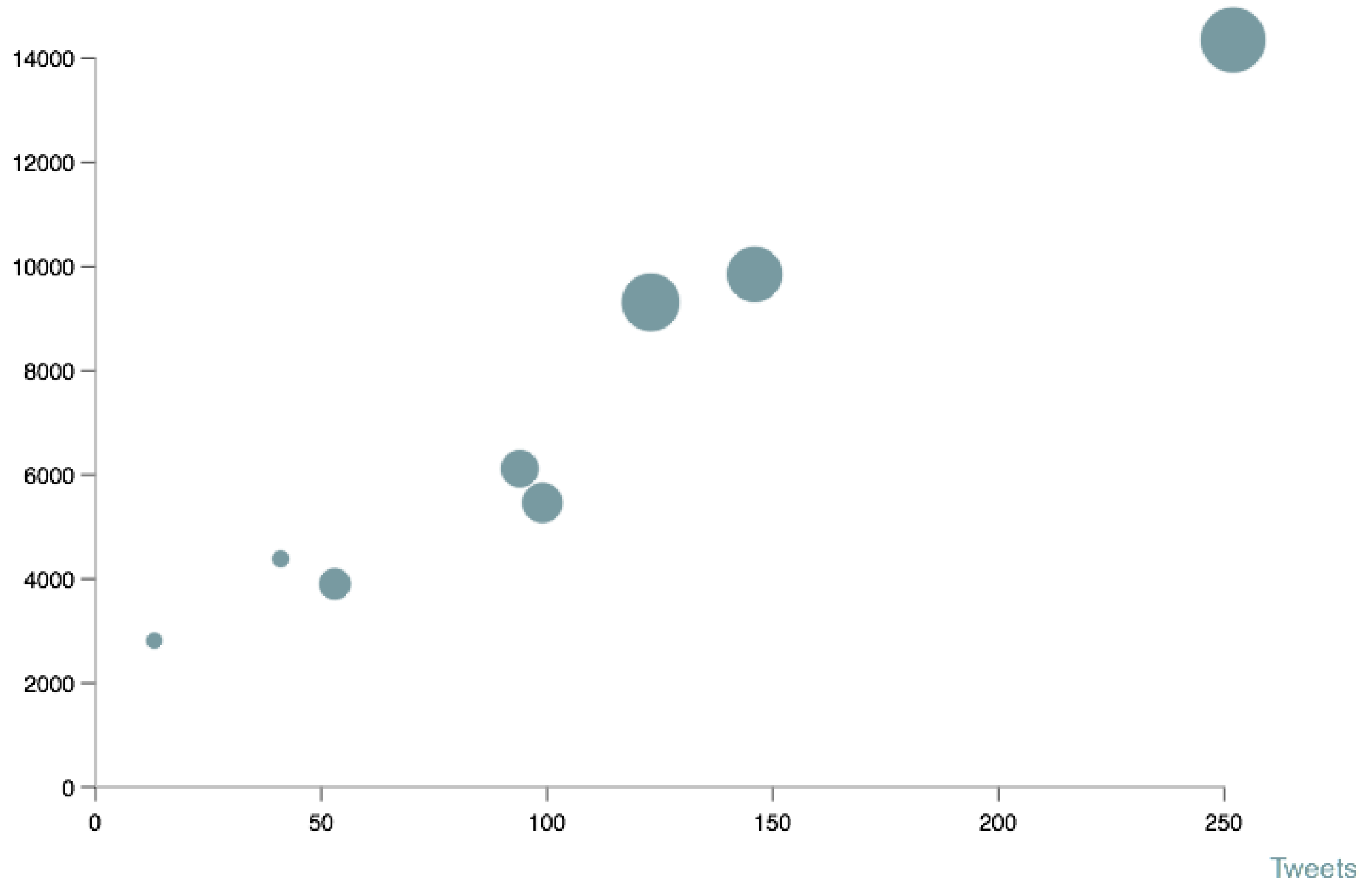
<http://bit.ly/alm36>



PLOS Articles from the Big Food collection

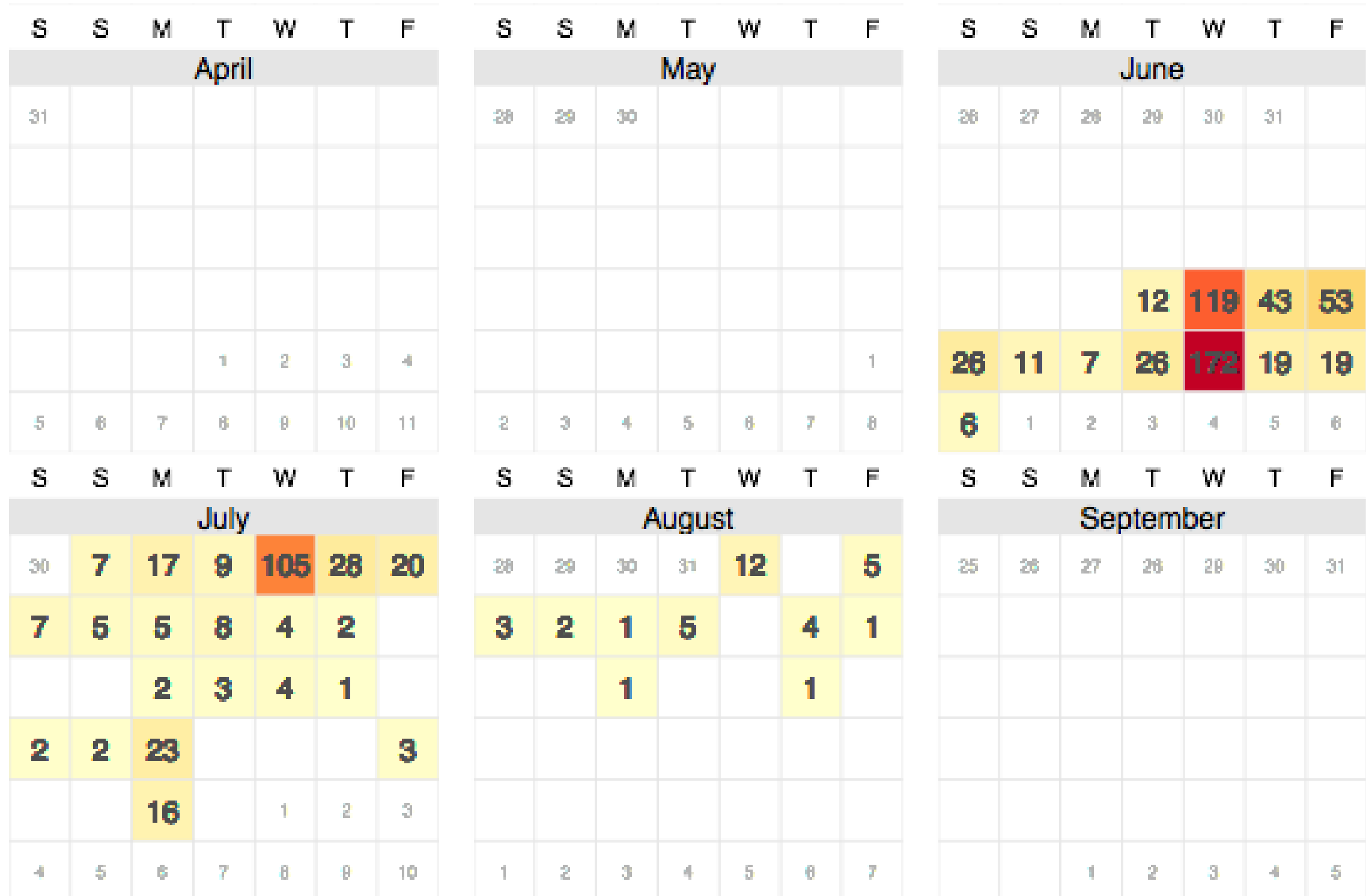
Tweets vs. HTML views at PLOS for articles in the Big Food collection. Circle size correlates with Facebook activity. Data collected August 19, 2012.

HTML Views










Tweets about Big Food Collection

Data collected August 19, 2012.



Big Food, Food Systems, and Global Health

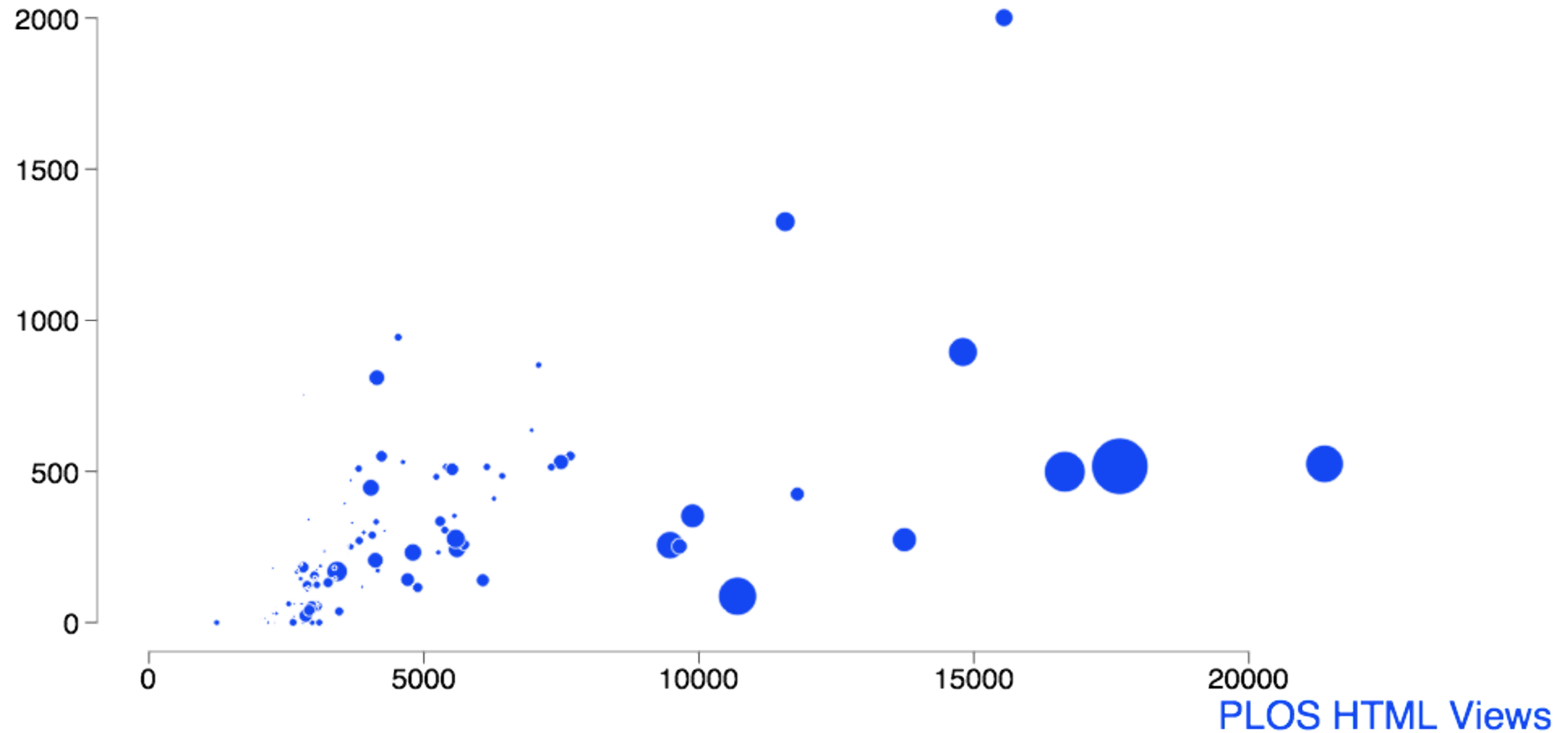
10.1371/journal.pmed.1001242

24.  [YaleRuddCenter](#) Great paper series from [#plosmedbigfood](#) Follow the conversation! <http://t.co/y0chXIAp>
Jun 20, 2012
25.  [hmtvedten](#) Three-fourths of world food sales involve processed foods - Big Food, Food Systems, and Global Health in [@PLoS](#) <http://t.co/nCUZLF5L>
Jun 20, 2012
26.  [andrew harmer](#) Stuckler and (love the name) Nestle writing in [#PLoS](#) on 'Big Food, Food Systems, and Global Health' <http://t.co/U5ahrt0w>
Jun 20, 2012
27.  [PLoS RT](#) [@jocalynclark](#): Public health response to Big Food? "a failure to act" say [@marionnestle](#) and [@davidstuckler](#) in [#PLoS](#) <http://t.co/Ah62HWD4>
Jun 20, 2012
28.  [judith graham](#) Public health response to "Big Food" is inadequate, Marion Nestle writes in PLoS. <http://t.co/udKm5Fkh>
Jun 20, 2012
29.  [lauranewmanny](#) RT [@judith graham](#): Public health response to "Big Food" is inadequate, Marion Nestle writes in PLoS. <http://t.co/cKWmVy57>
Jun 20, 2012
30.  [PLoS](#) [Medicine](#) Big Food, Food Systems, and Global Health - essay by Marion Nestle and David Stuckler: [#plosmedbigfood](#) <http://t.co/JOUfPxf1>
Jun 20, 2012

PLOS Medicine Research Articles Aug 2011 to Aug 2012

HTML views PLOS website vs. PubMed Central for research articles published between 08/16/11 and 08/15/12.
Bubble size correlates with Facebook Likes/Shares/Comments. Data collected 08/24/12.

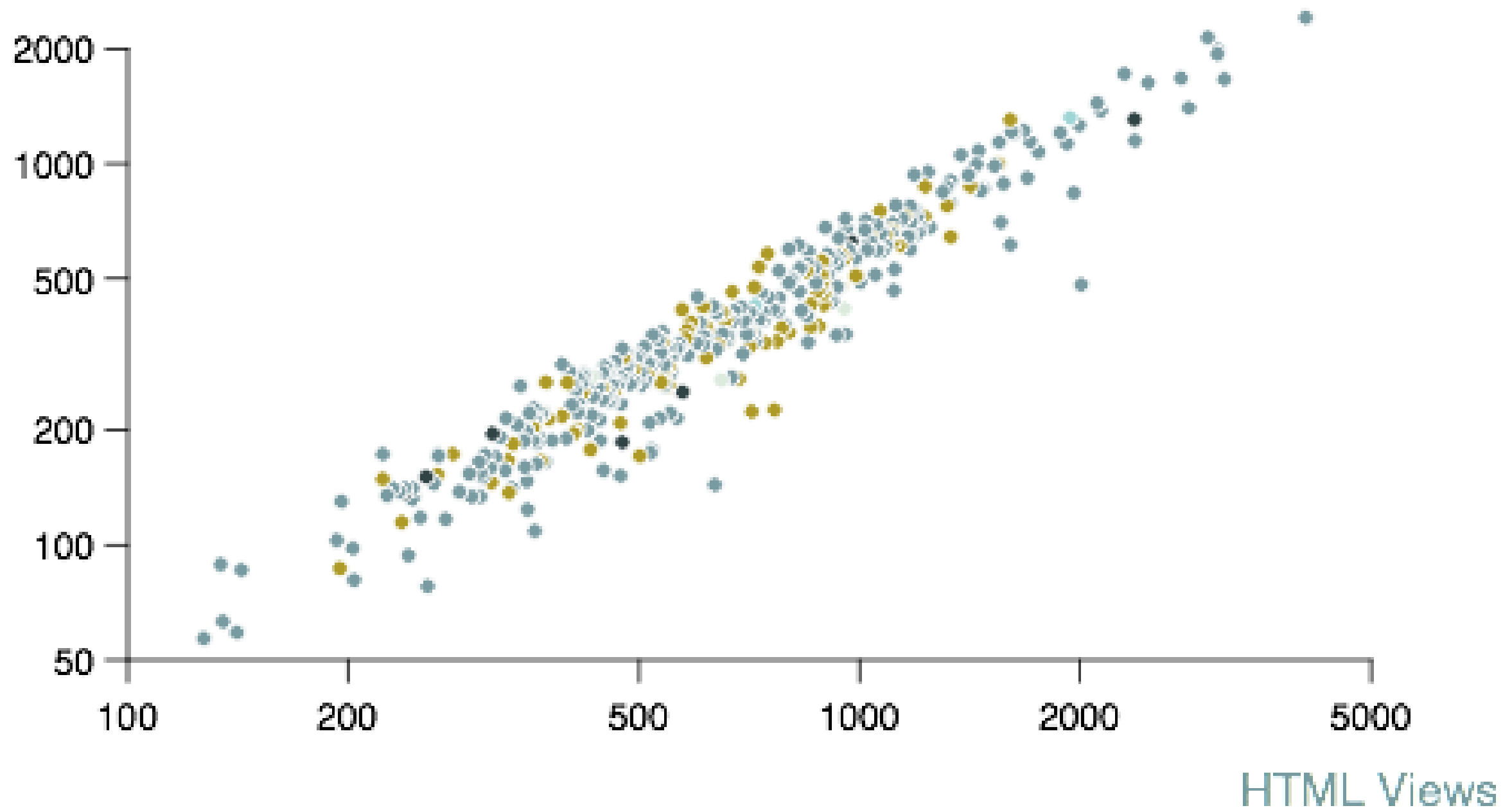
PubMed Central HTML Views



HTML views correlate with PDF downloads

Usage data from PubMed Central for all 384 PLoS articles in the subject category Cancer Genetics. Log-log scale. Colors represent journals (PLoS ONE blue, PLoS Genetics green).

PDF Downloads



Quantifying the Clinical Significance of Cannabis Withdrawal

Article

Metrics

Related Content

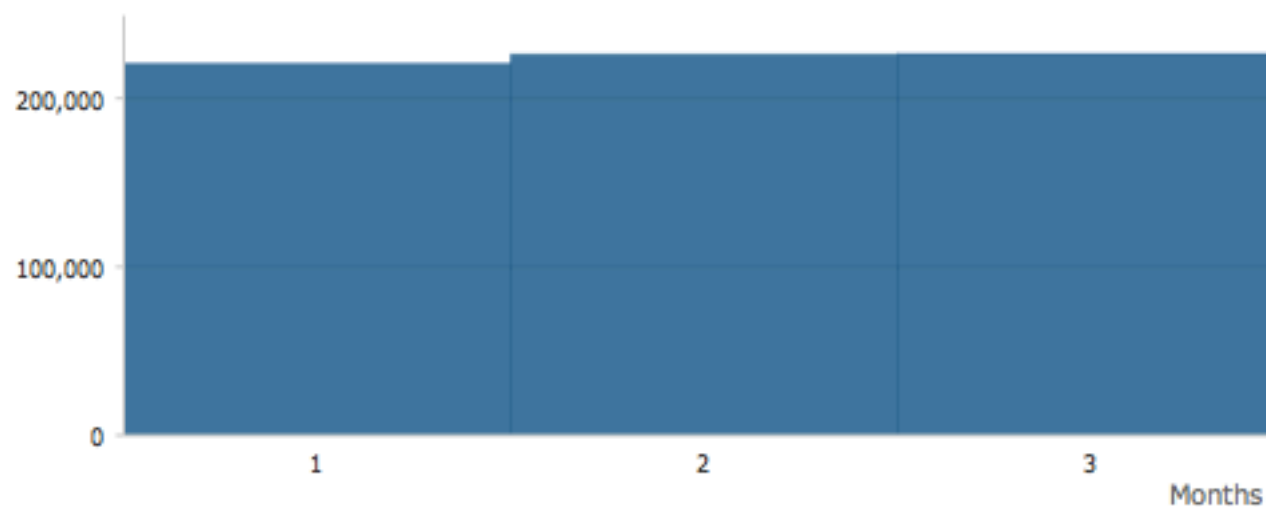
Comments: 4

Article Usage i

Total Article Views	HTML Page Views	PDF Downloads	XML Downloads	Totals
226,475 Sep 26, 2012 (publication date) through Nov 12, 2012*	PLoS 225,575	772	22	226,369
	PMC 75	31	n.a.	106
	Totals 225,650	803	22	226,475

0.36% of article views led to PDF downloads

Cumulative Views



Social Networks i

facebook	twitter
1091	84

Reddit as a driver for HTML views

reddit is a source for what's new and popular online. vote on links that you like or dislike and help decide what's popular, or submit your own! [learn more >](#)

↑ **Cannabis withdrawal real, new study quantifies it's clinical significance.** (plosone.org)

1693 Eingereicht vor 1 Monat von DarwinDanger

↓ 2516 Kommentare Weitersagen

Top 200 Kommentare [zeige 500](#)

sortiert nach: **beste** ▼

[−] **Comment removed** 1 Monat zuvor

↑ [−] **CheesemooG** 81 Punkte 1 Monat zuvor

↓ I quit when i was looking for a job. when I quit I would have dreams where I would get high. I'd wake up with a feeling of having succumbed and wanted to go get high. it was quite hard to tell if it was a memory or a dream.

[Permalink](#) [Übergeordnet](#)

↑ [−] **MomoMoana** 44 Punkte 1 Monat zuvor

↓ Dem panics of "Oh shit! Did I really just do that? Oh wait, just a dream"

[Permalink](#) [Übergeordnet](#)

↑ [−] **[deleted]** 28 Punkte 1 Monat zuvor

↓ This is fucking hilarious. Same exact thing happened to me. The weird, lucid dreaming was awesome, but the paranoia of smoking in a dream was so real.

[Permalink](#) [Übergeordnet](#)

↑ [−] **Katie1230** 12 Punkte 1 Monat zuvor

↓ At least you can still get dream high.

[Permalink](#) [Übergeordnet](#)

[Mehr Kommentare laden](#) (2 Antworten)

PLOS ALM Usage Patterns

"Scholarly User"	"Broader Impact"
PDF Downloads	HTML Views
PubMed Central	PLOS Website
Citations	Facebook, Twitter

Popularity of the Ten Simple Rules Collection

PDF downloads (open circles), HTML pageviews (closed circles), and Mendeley readers (numbers on the right) for 23 editorials in PLoS Computational Biology. Articles are sorted by descending age.



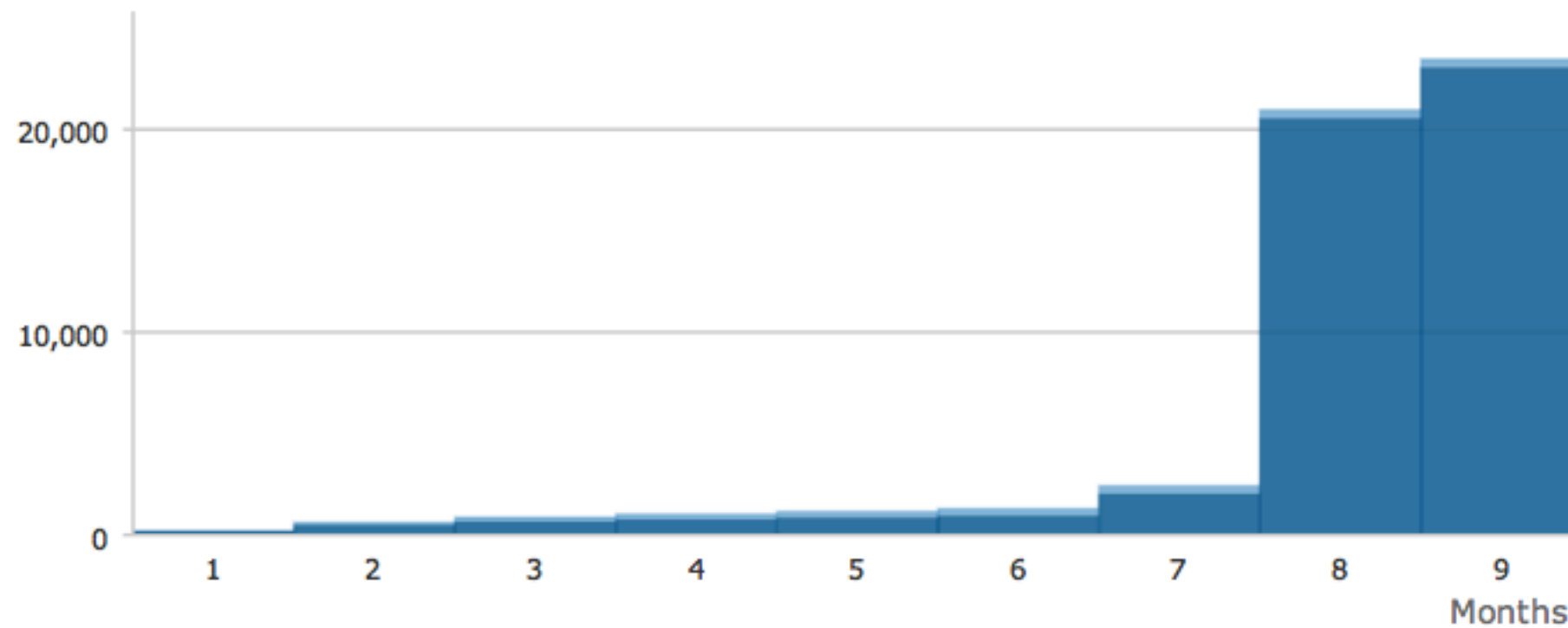
Total Article Views

Gaming and Spam

Article Usage

Total Article Views		HTML Page Views	PDF Downloads	XML Downloads	Totals
23,475 Jan 26, 2012 (publication date) through undefined NaN, NaN*	PLoS	22,683	283	60	23,026
	PMC	276	173	n.a.	449
	Totals	22,959	456	60	23,475

Cumulative Views

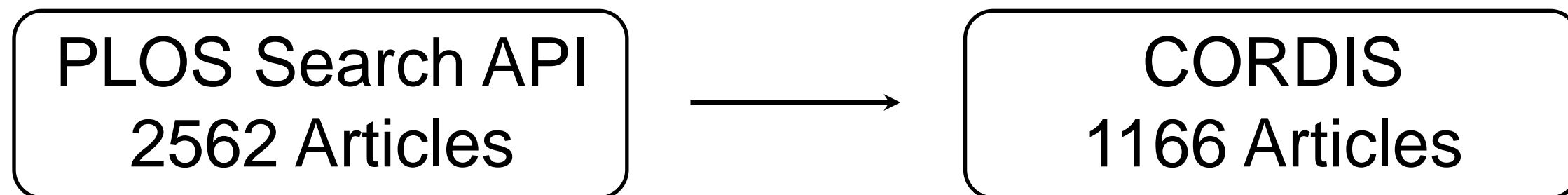


*Although we update our data on a daily basis, there may be a 48-hour delay before the most recent numbers are available. PMC data is posted on a monthly basis and will be made available once received.

Identify Open Access articles published by PLOS,
funded by the European Commission Seventh
Framework Programme (FP7)

Match articles with grant numbers

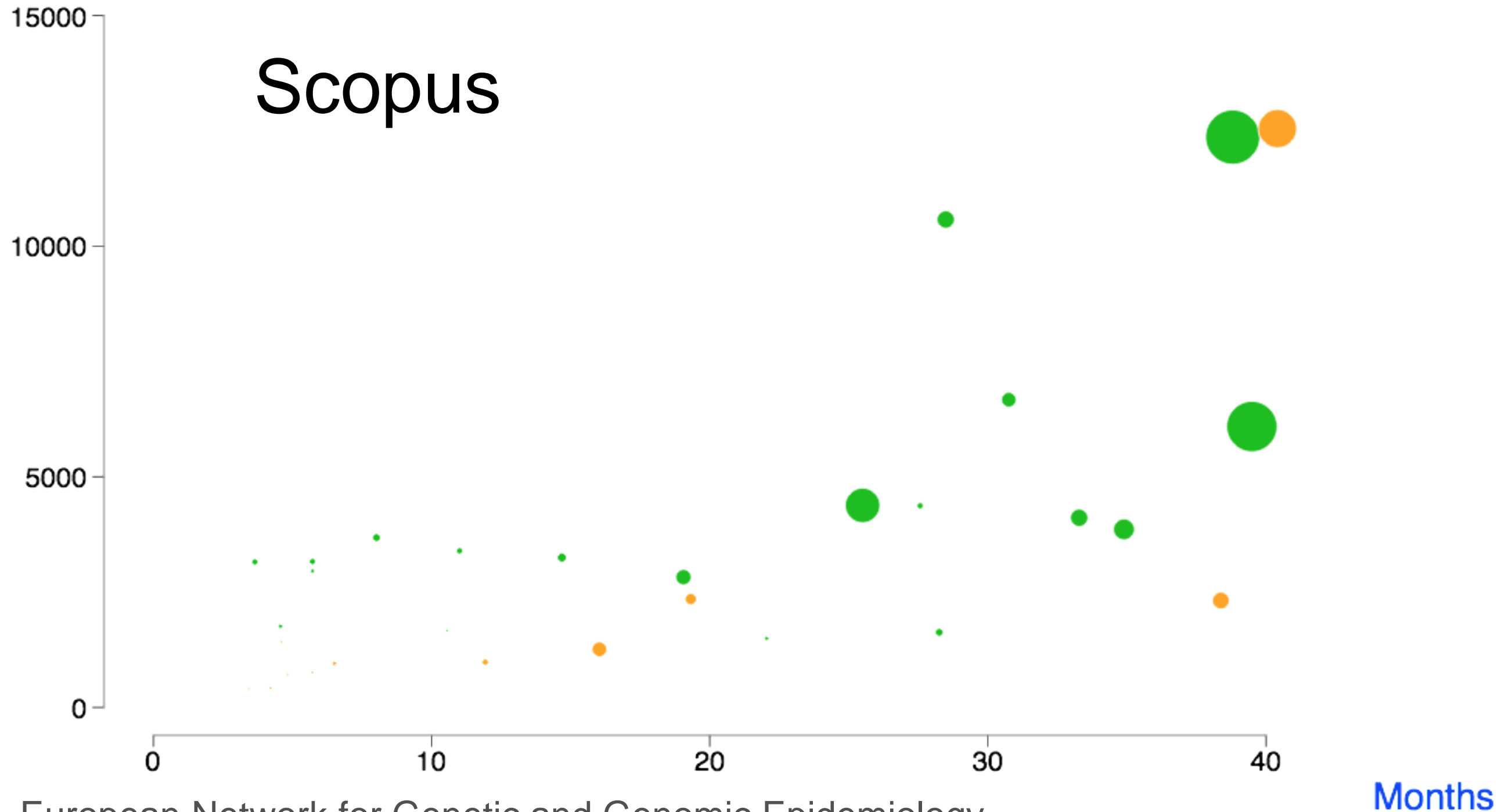
Show the impact of these publications



PLOS Publications from the EU-funded ENGAGE Project

Total views are combined HTML views and PDF downloads from the PLOS website. Bubble size correlates with Scopus citations, and bubble color with the PLOS journal. Data collected September 19, 2012.

Total Views



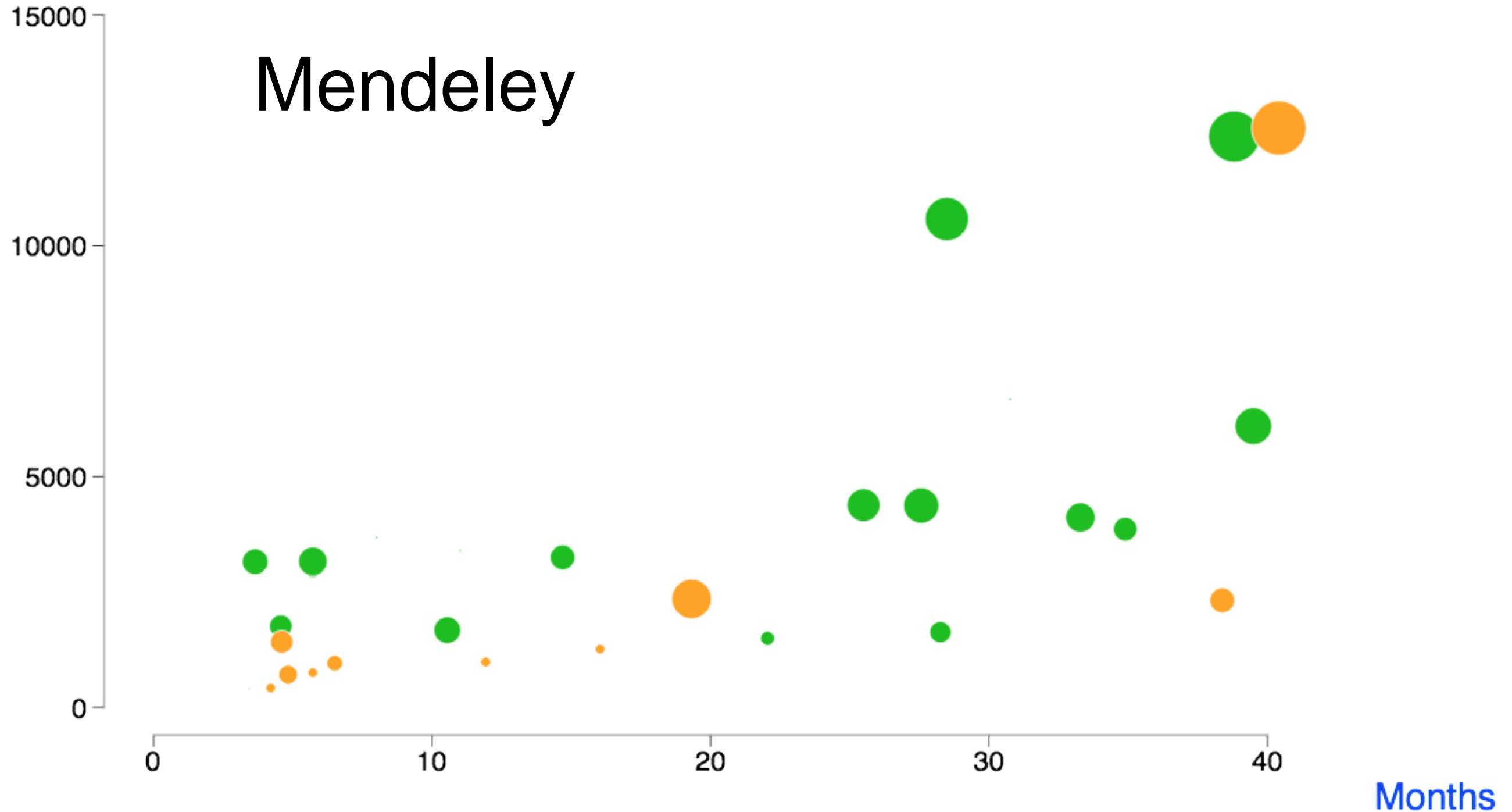
European Network for Genetic and Genomic Epidemiology

http://www.openaire.eu/en/component/openaire/project_info/default/530?grant=201413

PLOS Publications from the EU-funded ENGAGE Project

Total views are combined HTML views and PDF downloads from the PLOS website. Bubble size correlates with Mendeley bookmarks, and bubble color with the PLOS journal. Data collected September 19, 2012.

Total Views



Author locations from the ENGAGE project

First authors (blue) and last authors (green).

