

# WHO EDITS REALITY?

## THE POLITICS AND PRAGMATICS OF SCHOLARLY INFRASTRUCTURE

Maciej Maryl  
IBL PAN

Tromsø  
Munin 2025

SCIROOS



# What do you want to **bui**

Now it's easy to build software that's not expensive or complicated. Use Builder Studio to design your idea (no matter how small), and our human-assisted AI manages the process. No tech knowledge required.

**Try Builder for free** →

**Watch the video** →

# DATA SUBLIME



Davies, William. 2015. „The Data Sublime“. The New Inquiry . <https://thenewinquiry.com/the-data-sublime/>.  
Caspar David Friedrich, The Wanderer Above the Sea of Fog, 1817–1818



**...IN TIME, THOSE UNCONSCIONABLE MAPS NO LONGER SATISFIED, AND THE CARTOGRAPHERS GUILDS STRUCK A MAP OF THE EMPIRE WHOSE SIZE WAS THAT OF THE EMPIRE, AND WHICH COINCIDED POINT FOR POINT WITH IT...**


# BIBLIOGRAM



## REPRESENTATION OF THE SCHOLARLY WORLD

- the universe of human activity is recognised as a meta-system of bibliography
- Bibliography works through modelling
- Bibliogram is a bibliographic model of human activity

(Sliadneva in: Maceviciute and Janonis  
2004: 32–5)



# REPRESENTATIONS OF THE SCHOLARLY WORLD

DISCOVERY SERVICE

CITATION INDEX

PLATFORMISATION

"SURVEILLANCE PUBLISHING"

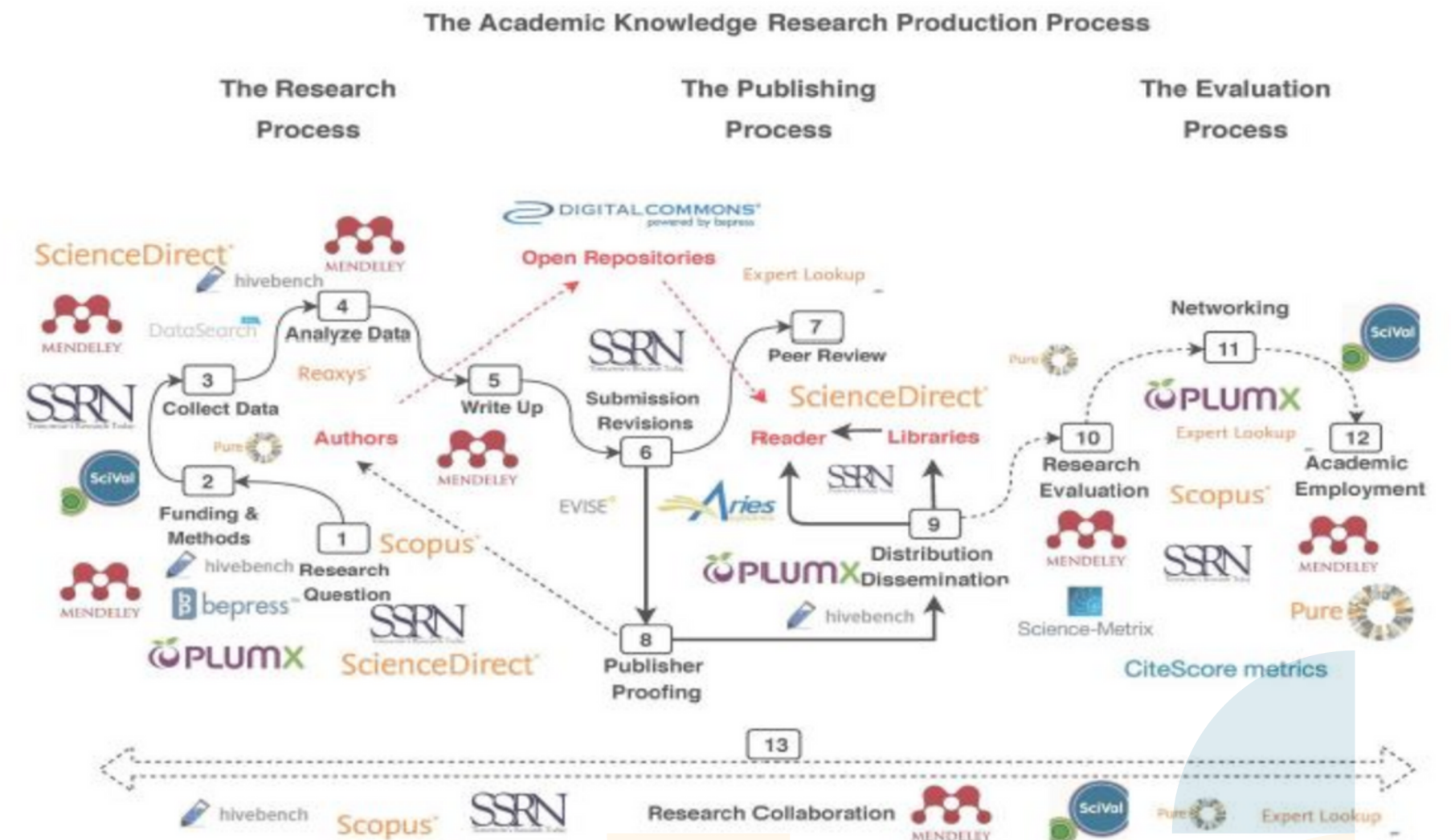


Figure: Chérifa Boukacem-Zeghmouri. La communication scientifique, sous surveillance ? 2022, hal-04256250

# Strategic Collaboration for Interdisciplinary Research on Open Science

A banner for 'Theory of Open Science (TOS)' featuring a background image of a library with bookshelves and a statue. The word 'THEORY' is written in large white letters on a dark blue rectangular background.

**THEORY**

**Theory of Open Science (TOS)**

A banner for 'Practice of Open Science (POS)' featuring a background image of two people working at a desk with a laptop. The word 'PRACTICE' is written in large white letters on a dark blue rectangular background.

**PRACTICE**

**Practice of Open Science (POS)**

A banner for 'Infrastructure of Open Science (IOS)' featuring a background image of a network diagram with various icons. The word 'INFRASTRUCTURE' is written in large white letters on a dark blue rectangular background.

**INFRASTRUCTURE**

**Infrastructure of Open Science (IOS)**

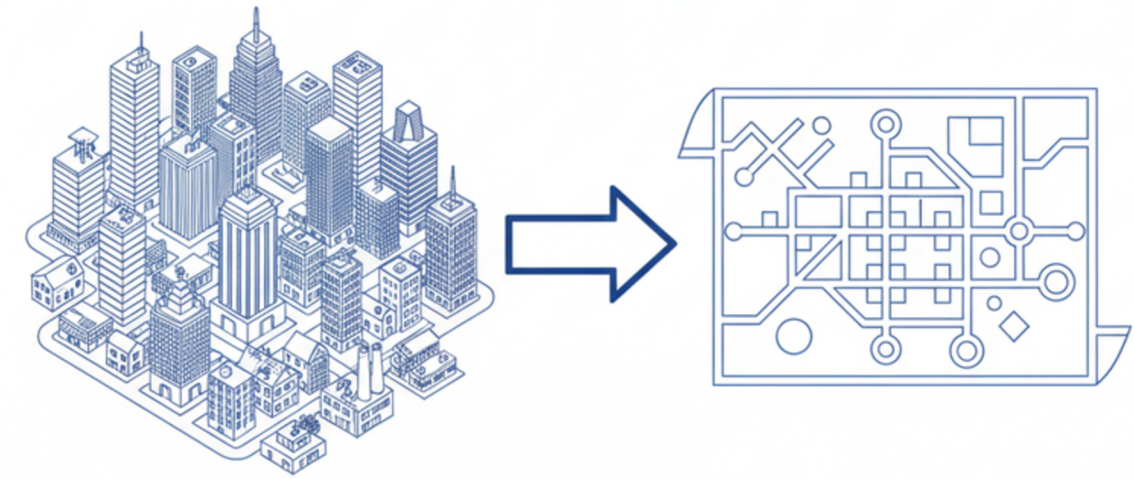
A banner for 'New Episode of Big OS Podcast' featuring a background image of a woman speaking into a microphone and a man listening. The text 'NEW EPISODE OF BIG OS PODCAST' is written in white on a blue rectangular background.

**NEW EPISODE OF  
BIG OS PODCAST**

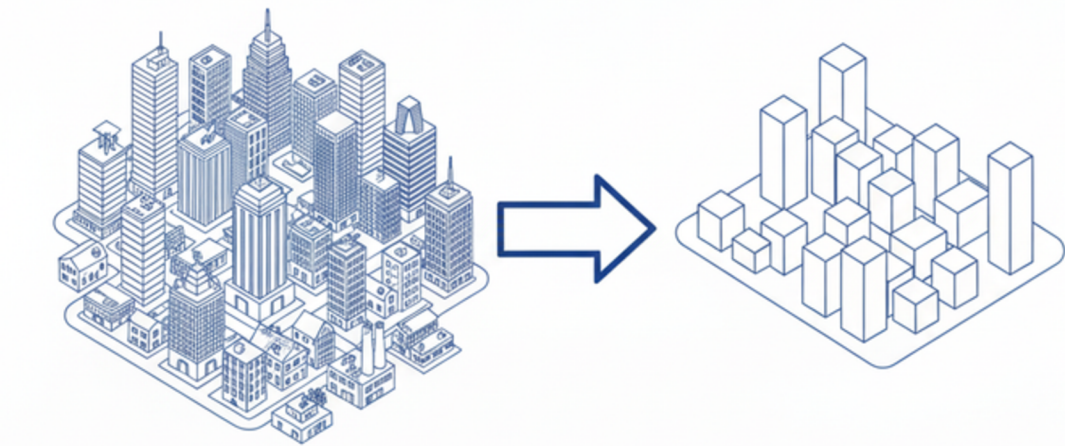
This project has been supported by the Polish National Agency for Academic Exchange under the Strategic Partnership Programme.

# PROPERTIES OF THE MODEL

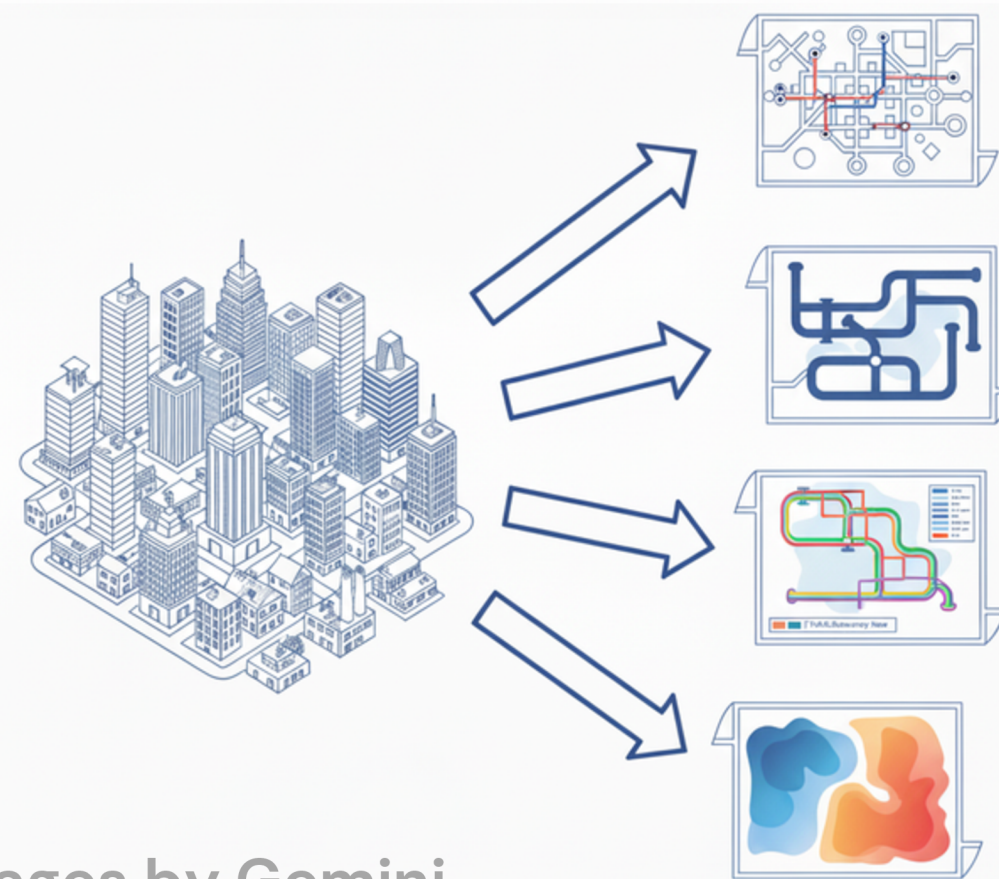
MAPPING



REDUCTION




PRAGMATISM



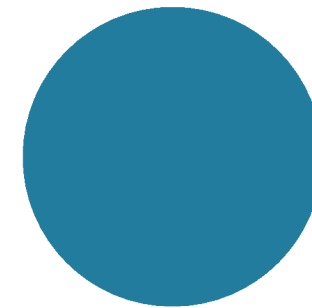
# BIASES

## INSIGHTS FROM DIGITAL HUMANITIES


**Data vs. Capta**  
(Drucker 2011)




**Methodological inconsistency and intransparency**  
(Da 2019)





**Mediation bias**  
(Milligan 2022)




**Bias towards canonicity and Matthew Effect**  
(Milligan 2022)



**Disintermediated search**  
(Putnam 2016)





# SCHOLARLY EDITION OF LITERARY SYSTEM

“Applied to the literary system rather than the literary work, the scholarly edition provides a framework for investigating the history of transmission constitutive of the literary system modeled, justifying the selections and decisions made in that analysis, and publishing the outcomes”



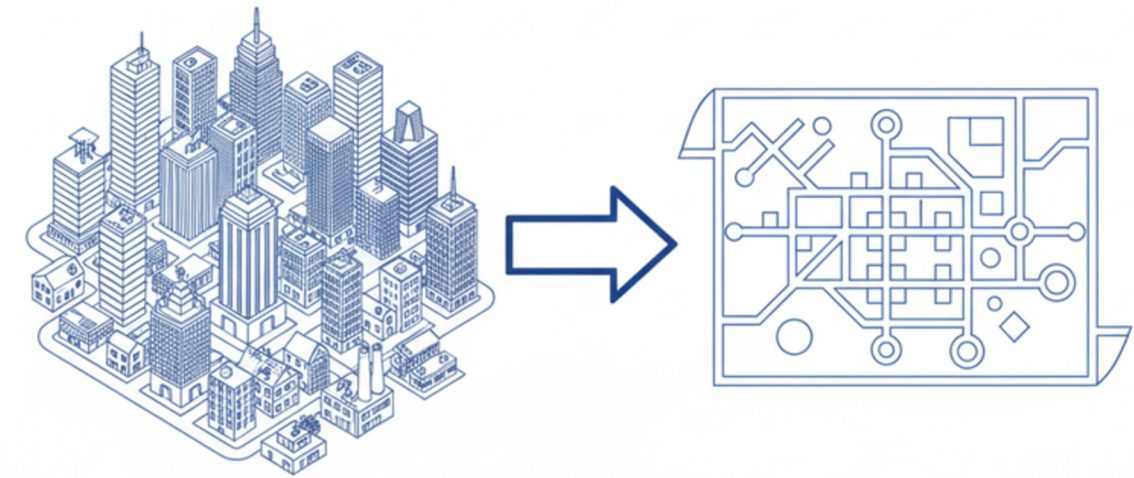
*Bode, A World of Fiction 2018:52*

# MODELLING CHALLENGES

**OPERATIONALISATION**

**STANDARDISATION**

**REPRESENTATIVENESS &  
BALANCE**

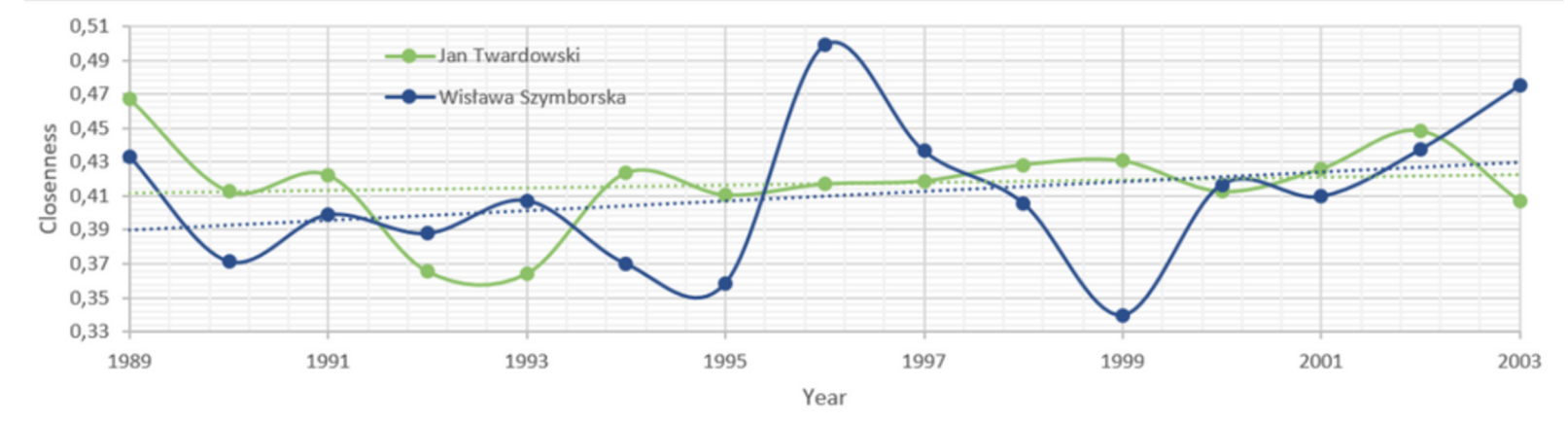
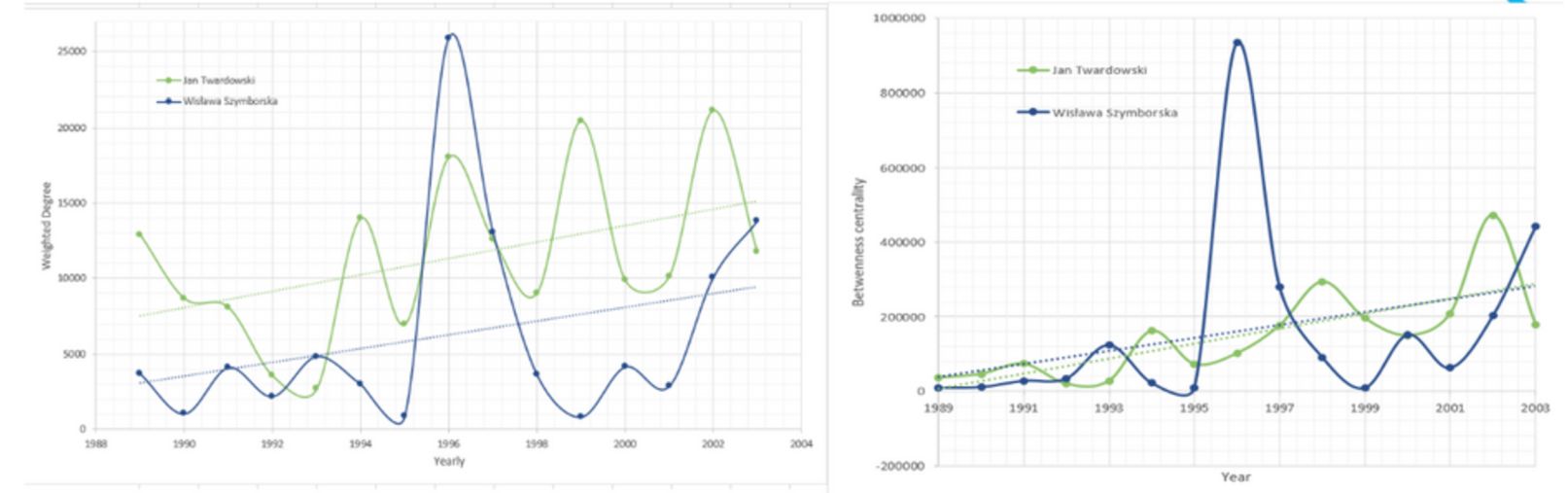
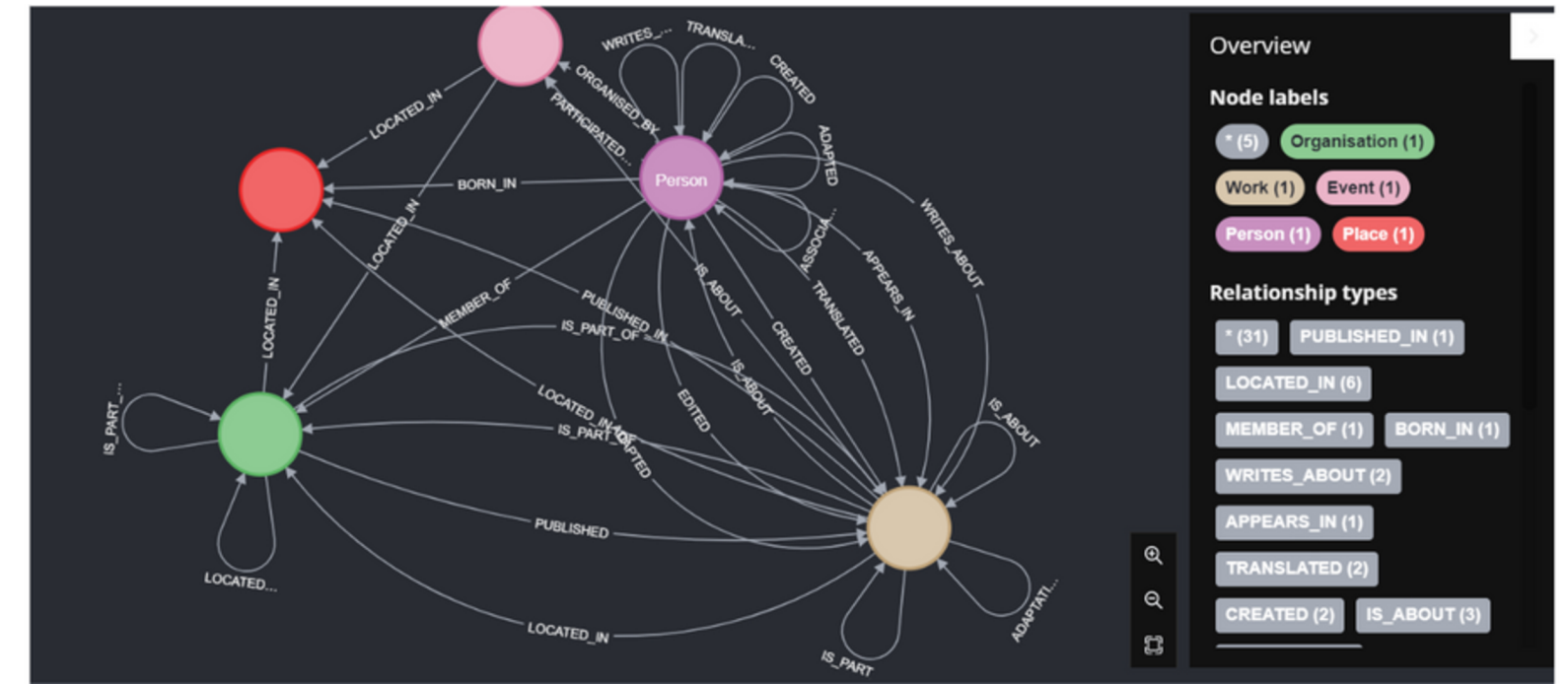


# OPERATIONALISATION

KEY CONCEPTS

PRAGMATIC INTENT

REDUCTION



# STANDARDISATION

DATA FORMATS

INTEROPERABILITY

REDUCTION

The screenshot shows the European Literary Bibliography website interface. At the top, there is a 'BETA version' badge, the logo, and the title 'European Literary Bibliography'. Below the header is a search bar with the text 'Search in bibliographic records:' and a 'Search for...' input field. Underneath the search bar are six category buttons: 'Bibliographic records' (4,777,867), 'Persons' (202,040), 'Places' (9,514), 'Corporates' (7,454), 'Magazines' (843), and 'Events' (319). Below these is a 'Source Database' section with a search bar and a list of sources with their respective record counts:

Source Database	Count
<input type="checkbox"/> Czech Literary Bibliography	2,330,167
<input type="checkbox"/> Polish Literary Bibliography	1,238,683
<input type="checkbox"/> Biblioteca Nacional de España	653,041
<input type="checkbox"/> National Library of Finland	555,974

To the right of the source database list is a pie chart. Below the pie chart, the text reads: 'PieGraph includes about 100% of all results.'

# REPRESENTATIVENESS

SAMPLE VS. POPULATION

INCLUSION CRITERIA

OPEN METADATA

 GoTriple

**Search Resources and Users in  
Social Sciences and Humanities**

 Search publications, data, projects and author:

**Search**

**SEARCH TIPS :**

femicide

science ouverte

"open access"

(fair OR "open access") AND publishing

# BALANCE

INTERNAL PROPORTIONS

MINORITY VOICES

REDUCTION

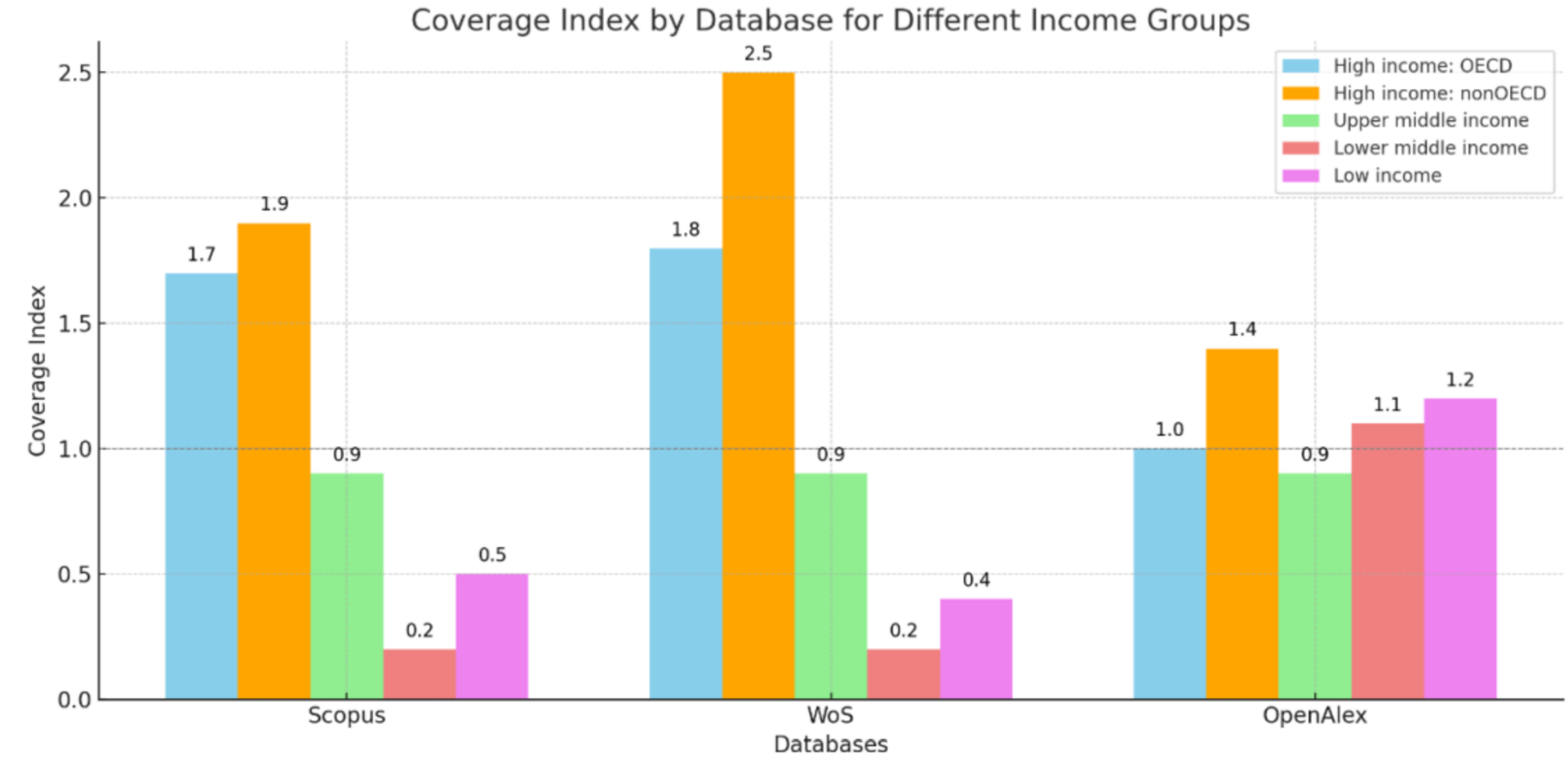
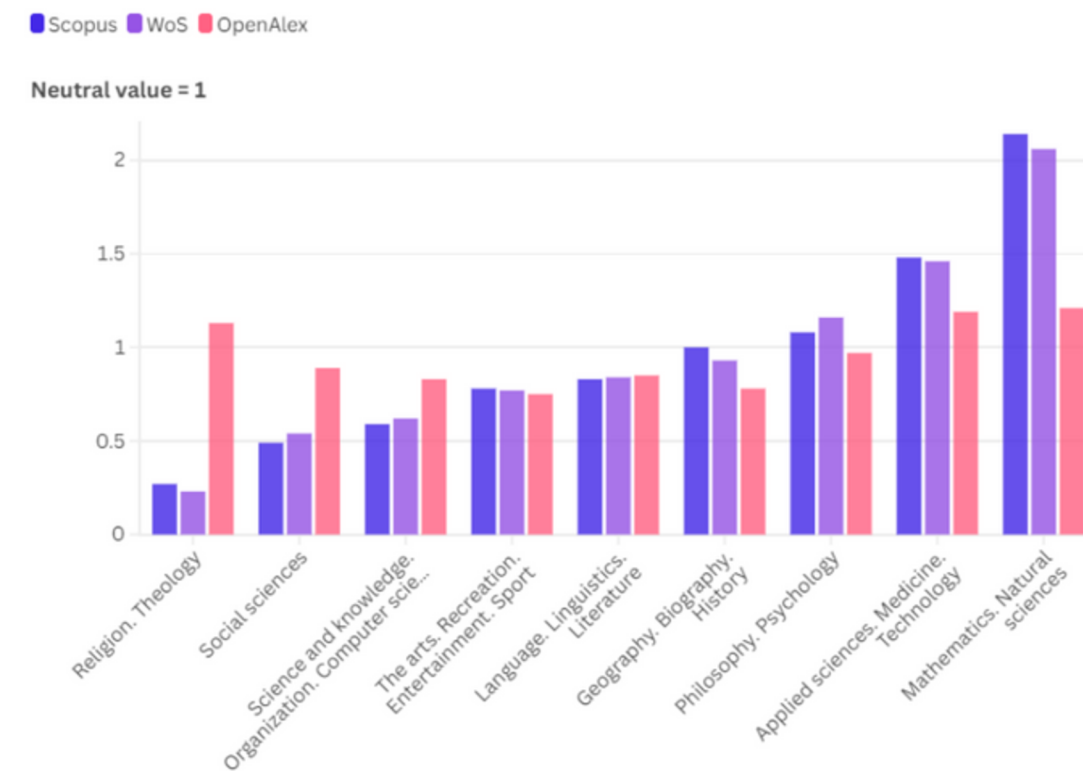


Figure 4: Coverage index of databases by discipline (neutral value = 1)





**WHO**

**EDITS**

**REALITY?**



# CONCLUSIONS

01

**DOCUMENTATION**

03

**USER  
COMPETENCE**

02

**TRANSPARENCY**

04

**SAMPLE USES &  
LIMITATIONS**

**SLIDES**

**[BIT.LY/MARYLMUNIN2025](https://bit.ly/marylmunin2025)**